



CYCLOCROSS UCI C2

17 NOVEMBER 2024
OPO CETNIEWO WŁADYSŁAWOWO



2024-11-17 Władysławowo-Cetniewo (POL)

ANALIZA WYŚCIGU / RACE ANALYSIS: Masters I / Men Masters (35-44)

Organizator / Organizer: Klub Sportowy „Klif” Chłapowo, OSiR we Władysławowie, Gmina Władysławowo, COS OPO Cetniewo we Władysławowie

Okrążenie / Lap distance: 12.5 km

Ilość okrążeń / Laps: 5

Czas startu / Start time: 09:00:00

M-ce Place	Nr No	Rok YoB	Nazwisko i Imię / Drużyna Surname, FirstName / Team	okr. 1 lap 1	okr. 2 lap 2	okr. 3 lap 3	okr. 4 lap 4	Czas Time	Strata do zw. Str. do poprz.	km/h Avg	Min okr. Max okr.
1.	239	1987	GRZEMPA Jan POWER OF SCIENCE RK EXCLUSIVE DOORS	00:08:43 (1)	00:17:31 (1)	00:26:31 (1)	00:35:37 (1)	00:44:37 (1)		16.8	00:08:43 00:09:06
2.	244	1983	FELISIAK Andrzej BURZA NA ROWERZE	00:09:05 (2)	00:18:10 (2)	00:27:26 (2)	00:36:41 (2)	00:46:07 (2)	+01:30	16.2	00:09:04 00:09:26
3.	242	1989	URBANIAK Marcin KS STOMIL POZNAŃ	00:09:30 (4)	00:19:20 (3)	00:29:13 (3)	00:39:08 (3)	00:49:01 (3)	+04:24	15.2	00:09:30 00:09:55
4.	240	1986	SAMBORSKI Bartosz NIEZRZESZONY	00:09:39 (5)	00:19:34 (4)	00:29:34 (4)	00:39:29 (4)	00:49:52 (4)	+05:15	15.0	00:09:39 00:10:22
5.	241	1989	JARZĘBOWSKI Szymon NIEZRZESZONY	00:09:49 (6)	00:20:10 (5)	00:30:48 (5)	00:41:29 (5)	00:52:32 (5)	+07:55	14.2	00:09:49 00:11:03
6.	243	1983	KOŁAKOWSKI Marcin KLUB KOLARSKI LEW LĘBORK	00:10:48 (7)	00:22:11 (6)	00:33:38 (6)	00:45:33 (6)		-1		00:10:48 00:11:55
	246	1990	ZASTAWNY Krzysztof DIVERSEEXTREMETEAM	00:09:13 (3)				DNF			00:09:13 00:09:13

Zawodników / Riders: 7

Ukończyło / Finished: 6

SĘDZIA GŁÓWNY UCI / PRESIDENT OF THE COMMISSAIRES PANEL UCI: Philippe MARIËN (BEL)

KOMISARZ PZKoi / NATIONAL COMMISSAIRE: Krzysztof DYMEK



CYCLOCROSS UCI C2

17 NOVEMBER 2024
OPO CETNIEWO WŁADYSŁAWOWO



2024-11-17 Władysławowo-Cetniewo (POL)

ANALIZA WYŚCIGU / RACE ANALYSIS: Masters II / Men Masters (45-54)

Organizator / Organizer: Klub Sportowy „Klif” Chłapowo, OSiR we Władysławowie, Gmina Władysławowo, COS OPO Cetniewo we Władysławowie

Okrążenie / Lap distance: 12.5 km

Ilość okrążeń / Laps: 5

Czas startu / Start time: 09:01:00

M-ce	Nr	Rok	Nazwisko i Imię / Drużyna	okr. 1	okr. 2	okr. 3	okr. 4	Czas	Strata do zw.	km/h	Min okr.
Place	No	YoB	Surname, FirstName / Team	lap 1	lap 2	lap 3	lap 4	Time	Str. do poprz.	Avg	Max okr.
1.	176	1980	PASZEK Szczepan FITWHEELS / BIKESTACJA BOLESŁAWIEC	00:08:43 (1) 00:08:43 (1)	00:17:25 (1) 00:08:42 (2)	00:26:05 (1) 00:08:39 (1)	00:34:51 (1) 00:08:46 (2)	00:43:47 (1) 00:08:56 (2)		17.1	00:08:39 00:08:56
2.	183	1978	BANACH Robert BST	00:08:46 (4) 00:08:46 (4)	00:17:28 (2) 00:08:41 (1)	00:26:16 (2) 00:08:47 (3)	00:35:06 (2) 00:08:50 (3)	00:44:04 (2) 00:08:58 (3)	+00:17 +00:17	17.0	00:08:41 00:08:58
3.	163	1973	KAISER Andrzej NIEZRZESZONY	00:08:50 (5) 00:08:50 (5)	00:17:40 (4) 00:08:49 (4)	00:26:29 (4) 00:08:48 (4)	00:35:15 (3) 00:08:46 (1)	00:44:08 (3) 00:08:53 (1)	+00:21 +00:04	16.9	00:08:46 00:08:53
4.	162	1975	CZARNOTA Bogdan PHO3NIX CYCLING TEAM	00:08:54 (6) 00:08:54 (6)	00:17:43 (5) 00:08:48 (3)	00:26:25 (3) 00:08:41 (2)	00:35:24 (4) 00:08:58 (4)	00:44:27 (4) 00:09:03 (4)	+00:40 +00:19	16.8	00:08:41 00:09:03
5.	165	1978	MRÓZ Marcin LUDOWY UCZNIOWSKI KLUB KOLARSKI W ELKU BIAŁOBLOCKI TEAM ELK	00:08:45 (2) 00:08:45 (2)	00:17:39 (3) 00:08:54 (5)	00:26:40 (5) 00:09:00 (5)	00:35:58 (5) 00:09:18 (5)	00:45:18 (5) 00:09:19 (5)	+01:31 +00:51	16.5	00:08:45 00:09:19
6.	185	1976	BOGDZIEWICZ Michał BOGDZIEWICZ TEAM CUMULUS	00:08:46 (3) 00:08:46 (3)	00:17:43 (6) 00:08:57 (6)	00:27:03 (6) 00:09:19 (6)	00:36:50 (6) 00:09:46 (9)	00:46:42 (6) 00:09:51 (8)	+02:55 +01:24	16.0	00:08:46 00:09:51
7.	168	1974	GAJEWSKI Piotr MOVLINK BIKE TEAM	00:09:36 (8) 00:09:36 (8)	00:19:18 (8) 00:09:41 (7)	00:28:53 (7) 00:09:34 (7)	00:38:34 (7) 00:09:40 (7)	00:48:18 (7) 00:09:44 (7)	+04:31 +01:36	15.5	00:09:34 00:09:44
8.	171	1973	ŻEBROWSKI Piotr PTR DOJLIDY - BIAŁYSTOK	00:09:30 (7) 00:09:30 (7)	00:19:18 (7) 00:09:48 (9)	00:28:58 (8) 00:09:39 (8)	00:38:35 (8) 00:09:36 (6)	00:48:18 (8) 00:09:43 (6)	+04:31 +00:00	15.5	00:09:30 00:09:48
9.	174	1977	STRUZIK Bartosz MARKETING ONLINE	00:09:43 (10) 00:09:43 (10)	00:19:40 (10) 00:09:56 (11)	00:29:33 (10) 00:09:52 (9)	00:39:20 (10) 00:09:46 (10)	00:49:11 (9) 00:09:51 (9)	+05:24 +00:53	15.2	00:09:43 00:09:56
10.	170	1976	ŁODEJ Janusz AKADEMIA KOLARSKA GŁOGÓW MAŁOPOLSKI	00:09:40 (9) 00:09:40 (9)	00:19:29 (9) 00:09:48 (10)	00:29:28 (9) 00:09:59 (11)	00:39:15 (9) 00:09:46 (8)	00:49:26 (10) 00:10:11 (11)	+05:39 +00:15	15.1	00:09:40 00:10:11
11.	179	1975	RADNY Dariusz NIEZRZESZONY PAN BIKE TEAM	00:09:51 (11) 00:09:51 (11)	00:19:53 (12) 00:10:01 (12)	00:30:00 (12) 00:10:06 (12)	00:39:49 (11) 00:09:49 (11)	00:49:56 (11) 00:10:06 (10)	+06:09 +00:30	15.0	00:09:49 00:10:06
12.	184	1979	FRYDRYCHOWICZ Jacek NIEZRZESZONY XTRACK.COM	00:09:59 (12) 00:09:59 (12)	00:19:42 (11) 00:09:43 (8)	00:29:37 (11) 00:09:54 (10)	00:40:01 (12) 00:10:24 (12)	00:51:20 (12) 00:11:19 (12)	+07:33 +01:24	14.6	00:09:43 00:11:19
13.	173	1978	URBANEK Krzysztof GRUPA KOLARSKA VIKTORIA RYBNIK	00:10:21 (13) 00:10:21 (13)	00:20:51 (13) 00:10:30 (14)	00:31:04 (13) 00:10:12 (13)	00:41:41 (13) 00:10:37 (14)		-1		00:10:12 00:10:37
14.	169	1972	KUBICZ Maciej NIEZRZESZONY	00:10:38 (14) 00:10:38 (14)	00:20:59 (14) 00:10:20 (13)	00:31:40 (14) 00:10:40 (15)	00:42:13 (14) 00:10:33 (13)		-1		00:10:20 00:10:40



CYCLOCROSS UCI C2

17 NOVEMBER 2024
OPO CETNIEWO WŁADYSŁAWOWO



2024-11-17 Władysławowo-Cetniewo (POL)

ANALIZA WYŚCIGU / RACE ANALYSIS: Masters II / Men Masters (45-54)

M-ce	Nr	Rok	Nazwisko i Imię / Drużyna	okr. 1	okr. 2	okr. 3	okr. 4	Czas	Strata do zw.	km/h	Min okr.
Place	No	YoB	Surname, FirstName / Team	lap 1	lap 2	lap 3	lap 4	Time	Str. do poprz.	Avg	Max okr.
15.	177	1973	NATKANIEC Tomasz MLKS BASZTA BYTÓW	00:10:47 (15)	00:21:30 (15)	00:32:04 (15)	00:43:15 (15)		-1		00:10:34
	181	1978	KRZYWY Krzysztof NIEZRZESZONY CYCLING PLANET	00:10:47 (15)	00:10:42 (15)	00:10:34 (14)	00:11:11 (15)		DNF		00:11:11
	182	1980	BURZYCH Przemysław BURZA NA ROWERZE TEAM						DNS		
	187	1976	STARZYŃSKI Adam NIEZRZESZONY STARZYNSKI.COACH						DNS		

Zawodników / Riders: 18

Ukończyło / Finished: 15

SĘDZIA GŁÓWNY UCI / PRESIDENT OF THE COMMISSAIRES PANEL UCI: Philippe MARIËN (BEL)

KOMISARZ PZKoi / NATIONAL COMMISSAIRE: Krzysztof DYMEK



CYCLOCROSS UCI C2

17 NOVEMBER 2024
OPO CETNIEWO WŁADYSŁAWOWO



2024-11-17 Władysławowo-Cetniewo (POL)

ANALIZA WYŚCIGU / RACE ANALYSIS: Masters III / Men Masters (55-64)

Organizator / Organizer: Klub Sportowy „Klif” Chłapowo, OSiR we Władysławowie, Gmina Władysławowo, COS OPO Cetniewo we Władysławowie

Okrążenie / Lap distance: 7.5 km

Ilość okrążeń / Laps: 3

Czas startu / Start time: 09:02:00

M-ce Place	Nr No	Rok YoB	Nazwisko i Imię / Drużyna Surname, FirstName / Team	okr. 1 lap 1	okr. 2 lap 2	Czas Time	Strata do zw. Str. do poprz.	km/h Avg	Min okr. Max okr.
1.	579	1964	GIERCZAK Krzysztof ZRYW BUSZKOWICZKI	00:10:07 (1)	00:20:04 (1)	00:30:11 (1)		14.9	00:09:56 00:10:07
2.	580	1969	CIECIERĘGA Jacek DĘBICKI KLUB KOLARSKI GRYF	00:10:10 (2)	00:20:13 (2)	00:30:25 (2)	+00:14	14.7	00:10:03 00:10:12
3.	581	1966	JARZĄBEK Tomasz K.S KLIF CHŁAPOWO	00:10:14 (3)	00:20:49 (3)	00:31:16 (3)	+01:05	14.3	00:10:14 00:10:35

Zawodników / Riders: 3

Ukończyło / Finished: 3

SĘDZIA GŁÓWNY UCI / PRESIDENT OF THE COMMISSAIRES PANEL UCI: Philippe MARIËN (BEL)

KOMISARZ PZKoi / NATIONAL COMMISSAIRE: Krzysztof DYMEK



CYCLOCROSS UCI C2

17 NOVEMBER 2024
OPO CETNIEWO WŁADYSŁAWOWO



2024-11-17 Władysławowo-Cetniewo (POL)

ANALIZA WYŚCIGU / RACE ANALYSIS: Masters IV / Men Masters (65+)

Organizator / Organizer: Klub Sportowy „Klif” Chłapowo, OSiR we Władysławowie, Gmina Władysławowo, COS OPO Cetniewo we Władysławowie

Okrążenie / Lap distance: 7.5 km

Ilość okrążeń / Laps: 3

Czas startu / Start time: 09:02:00

M-ce Place	Nr No	Rok YoB	Nazwisko i Imię / Drużyna Surname, FirstName / Team	okr. 1 lap 1	okr. 2 lap 2	Czas Time	Strata do zw. Str. do poprz.	km/h Avg	Min okr. Max okr.
1.	95	1953	BANASIŃSKI Waldemar NIEZRZESZONY BROWAR FORTUNA	00:10:16 (1)	00:21:10 (1)	00:32:05 (1)		14.0	00:10:16 00:10:55
2.	98	1958	ZOZULIŃSKI Jan BIKE VIBE TEAM POZNAŃ	00:10:56 (2)	00:21:58 (2)	00:33:09 (2)	+01:04	13.5	00:10:56 00:11:11
3.	96	1959	KAMIŃSKI Krzysztof NIEZRZESZONY	00:11:07 (3)	00:22:17 (3)	00:33:35 (3)	+01:30	13.3	00:11:07 00:11:17
4.	97	1952	WALCZAK Zbigniew KLUB KOLARSKI HRMAX OLEŚNICA	00:11:59 (4)	00:24:27 (4)	00:37:26 (4)	+05:21	12.0	00:11:59 00:12:58

Zawodników / Riders: 4

Ukończyło / Finished: 4

SĘDZIA GŁÓWNY UCI / PRESIDENT OF THE COMMISSAIRES PANEL UCI: Philippe MARIËN (BEL)

KOMISARZ PZKoi / NATIONAL COMMISSAIRE: Krzysztof DYMEK



CYCLOCROSS UCI C2

17 NOVEMBER 2024
OPO CETNIEWO WŁADYSŁAWOWO



2024-11-17 Władysławowo-Cetniewo (POL)

ANALIZA WYŚCIGU / RACE ANALYSIS: Młodzik / U15 Men

Organizator / Organizer: Klub Sportowy „Klif” Chłapowo, OSiR we Władysławowie, Gmina Władysławowo, COS OPO Cetniewo we Władysławowie

Okrążenie / Lap distance: 5 km

Ilość okrążeń / Laps: 2

Czas startu / Start time: 10:00:00

M-ce Place	Nr No	Rok YoB	Nazwisko i Imię / Drużyna Surname, FirstName / Team	okr. 1 lap 1	Czas Time	Strata do zw. Str. do poprz.	km/h Avg	Min okr. Max okr.
1.	433		2011 KAMIŃSKI Szymon GKS "CARTUSIA" W KARTUZACH BIKE ATELIER	00:09:26 (1) 00:09:26 (1)	00:19:26 (1) 00:09:59 (4)		15.4	00:09:26 00:09:59
2.	425		2011 PASTOR Jakub MLUKS VICTORIA JAROCIN	00:09:31 (2) 00:09:31 (2)	00:19:30 (2) 00:09:58 (3)	+00:04 +00:04	15.3	00:09:31 00:09:58
3.	427		2011 DRZEWIECKI Franciszek PHO3NIX CYCLING TEAM	00:09:54 (3) 00:09:54 (3)	00:19:51 (3) 00:09:56 (1)	+00:25 +00:21	15.1	00:09:54 00:09:56
4.	465		2012 KONKOL Cezary GKS CARTUSIA KARTUZY	00:09:55 (4) 00:09:55 (4)	00:19:53 (4) 00:09:58 (2)	+00:27 +00:02	15.0	00:09:55 00:09:58
5.	461		2011 ZHUK Ivan BELTA TEAM GDAŃSK	00:10:13 (5) 00:10:13 (5)	00:20:14 (5) 00:10:01 (5)	+00:48 +00:21	14.8	00:10:01 00:10:13
6.	446		2012 JÓZWA Aleksander LKS TRASA ZIELONA GÓRA	00:10:20 (7) 00:10:20 (7)	00:20:34 (6) 00:10:13 (7)	+01:08 +00:20	14.5	00:10:13 00:10:20
7.	487		2011 CHMIELARSKI Grzegorz TREK GDYNIA	00:10:22 (8) 00:10:22 (8)	00:20:34 (7) 00:10:12 (6)	+01:08 +00:00	14.5	00:10:12 00:10:22
8.	436		2011 HERBOWSKI Adam KLUB KOLARSTWA WAŁBRZYCH	00:10:20 (6) 00:10:20 (6)	00:21:08 (8) 00:10:47 (17)	+01:42 +00:34	14.1	00:10:20 00:10:47
9.	430		2011 TYCZKA Kacper GKS "CARTUSIA" W KARTUZACH BIKE ATELIER	00:10:34 (10) 00:10:34 (10)	00:21:14 (9) 00:10:40 (11)	+01:48 +00:06	14.1	00:10:34 00:10:40
10.	440		2011 BLOKESZ Bartosz AVATAR SILESIA TEAM	00:10:34 (11) 00:10:34 (11)	00:21:16 (10) 00:10:41 (12)	+01:50 +00:02	14.0	00:10:34 00:10:41
11.	435		2011 PROSZOWSKI Antoni UKKS ORIENS CHOJNÓW	00:10:32 (9) 00:10:32 (9)	00:21:16 (11) 00:10:43 (13)	+01:50 +00:00	14.0	00:10:32 00:10:43
12.	457		2011 KARAŚ Patryk LKS TRASA ZIELONA GÓRA	00:10:45 (15) 00:10:45 (15)	00:21:20 (12) 00:10:34 (8)	+01:54 +00:04	14.0	00:10:34 00:10:45
13.	438		2012 OSTASZEWSKI Jan UKS "WYGODA" BIAŁYSTOK	00:10:43 (13) 00:10:43 (13)	00:21:20 (13) 00:10:36 (10)	+01:54 +00:00	14.0	00:10:36 00:10:43
14.	450		2012 HELMAN Kacper CZKKS KOLEJARZ-JURA CZĘSTOCHOWA	00:10:42 (12) 00:10:42 (12)	00:21:27 (14) 00:10:44 (15)	+02:01 +00:07	13.9	00:10:42 00:10:44



CYCLOCROSS UCI C2

17 NOVEMBER 2024
OPO CETNIEWO WŁADYSŁAWOWO



2024-11-17 Władysławowo-Cetniewo (POL)

ANALIZA WYŚCIGU / RACE ANALYSIS: Młodzik / U15 Men

M-ce	Nr	Rok	Nazwisko i Imię / Drużyna	okr. 1	Czas	Strata do zw.	km/h	Min okr.
Place	No	YoB	Surname, FirstName / Team	lap 1	Time	Str. do poprz.	Avg	Max okr.
15.	447	2011	BARANOWSKI Jakub STOWARZYSZENIE KOLARSKI MIKOŁÓW	00:11:08 (16)	00:21:52 (15)	+02:26	13.7	00:10:44
16.	431	2012	NOWICKI Tymon WARSZAWSKI KLUB KOLARSKI	00:11:08 (16)	00:22:14 (16)	+02:48	13.4	00:10:47
17.	437	2011	OWCZAREK Adam UKS KOŹMINIANKA KOŹMINEK	00:11:26 (17)	00:22:18 (17)	+02:52	13.4	00:10:45
18.	429	2011	LIPIŃSKI Michał KLKS "AZALIA" BRZÓZA KRÓLEWSKA	00:10:45 (14)	00:22:23 (18)	+02:57	13.3	00:10:36
19.	458	2012	GAJDEK Tymoteusz KLKS "AZALIA" BRZÓZA KRÓLEWSKA	00:11:47 (21)	00:22:37 (19)	+03:11	13.2	00:11:07
20.	477	2011	SIKORA Marcel MKS CYCLO KORONA KIELCE BALKER	00:11:29 (18)	00:22:46 (20)	+03:20	13.1	00:11:04
21.	434	2012	KOMENDA Oliwier UKS BIZON BIEGANÓW	00:11:41 (20)	00:22:47 (21)	+03:21	13.1	00:11:15
22.	496	2011	CHYLIŃSKI Adam BELTA TEAM GDAŃSK	00:11:31 (19)	00:22:55 (22)	+03:29	13.0	00:11:01
23.	484	2012	CHYŁA Michał BELTA TEAM GDAŃSK	00:11:54 (22)	00:23:40 (23)	+04:14	12.6	00:11:45
24.	464	2011	GŁÓWKA Kacper LKS TRASA ZIELONA GÓRA	00:11:54 (23)	00:23:46 (24)	+04:20	12.6	00:11:47
25.	454	2011	SIUDEK Wiktor STOWARZYSZENIE KOLARSKI MIKOŁÓW	00:11:58 (24)	00:23:53 (25)	+04:27	12.5	00:11:31
26.	445	2012	ZAGDAN Piotr MLKS BASZTA BYTÓW	00:12:21 (26)	00:24:23 (26)	+04:57	12.3	00:11:57
27.	485	2012	LUTOWSKI Gustaw LKS TRASA ZIELONA GÓRA	00:12:25 (27)	00:24:31 (27)	+05:05	12.2	00:12:12
28.	448	2012	BIAŁOBŁOCKI Alexander LUDOWY UCZNIOWSKI KLUB KOLARSKI W EŁKU BIAŁOBŁOCKI TEAM EŁK	00:12:18 (25)	00:24:43 (28)	+05:17	12.1	00:12:03
29.	479	2012	FRANKOWSKI Mateusz UKS KOŹMINIANKA KOŹMINEK	00:12:40 (29)	00:24:58 (29)	+05:32	12.0	00:12:27
30.	475	2012	SZEWCZYK Stanisław LKS TRASA ZIELONA GÓRA	00:12:27 (28)	00:25:07 (30)	+05:41	11.9	00:11:58
				00:13:08 (33)	00:11:58 (27)	+00:09		00:13:08



CYCLOCROSS UCI C2

17 NOVEMBER 2024
OPO CETNIEWO WŁADYSŁAWOWO



2024-11-17 Władysławowo-Cetniewo (POL)

ANALIZA WYŚCIGU / RACE ANALYSIS: Młodzik / U15 Men

M-ce	Nr	Rok	Nazwisko i Imię / Drużyna	okr. 1	Czas	Strata do zw.	km/h	Min okr.
Place	No	YoB	Surname, FirstName / Team	lap 1	Time	Str. do poprz.	Avg	Max okr.
31.	492	2012	KUPKA Karol AVATAR SILESIA TEAM	00:12:55 (30)	00:25:12 (31)	+05:46	11.8	00:12:17
32.	488	2012	CYRSON Mateusz MLKS BASZTA BYTÓW	00:12:56 (31)	00:25:25 (32)	+05:59	11.7	00:12:28
33.	474	2012	RYCHERT Krzysztof MLKS BASZTA BYTÓW	00:13:06 (32)	00:25:37 (33)	+06:11	11.7	00:12:30
34.	470	2011	ZDYB Kacper UKS KOŹMINIANKA KOŹMINEK	00:13:09 (34)	00:25:39 (34)	+06:13	11.6	00:12:29
35.	498	2011	SZWABA Piotr GKS CARTUSIA KARTUZY	00:13:45 (37)	00:25:53 (35)	+06:27	11.5	00:12:08
36.	486	2011	LABUDA Tymoteusz MKK PSTRENUJ LĘBORK	00:13:15 (35)	00:26:08 (36)	+06:42	11.4	00:12:53
37.	452	2012	KUREK Fryderyk WARSZAWSKI KLUB KOLARSKI	00:13:18 (36)	00:26:13 (37)	+06:47	11.4	00:12:54
38.	482	2011	BŁONIAK Marcel UKS COPERNICUS TORUŃ / UKS KOMETA OBROWO	00:14:03 (39)	00:26:28 (38)	+07:02	11.3	00:12:24
39.	471	2011	KLATECKI Tymoteusz KS VELOCITY SZEMUD	00:13:55 (38)	00:26:49 (39)	+07:23	11.1	00:12:53
40.	469	2012	BAGIŃSKI Konstanty UKS COPERNICUS TORUŃ / UKS KOMETA OBROWO	00:14:16 (40)	00:26:49 (40)	+07:23	11.1	00:12:33
41.	463	2012	OPARA Mikołaj STOWARZYSZENIE KOLARSKI MIKOŁÓW	00:14:30 (41)	00:27:32 (41)	+08:06	10.8	00:13:02
42.	441	2012	KOC Antoni UKS COPERNICUS TORUŃ CCC - SMS TORUŃ	00:15:14 (43)	00:28:01 (42)	+08:35	10.7	00:12:47
43.	466	2011	WOLCZ Damian KS VELOCITY SZEMUD	00:14:32 (42)	00:28:48 (43)	+09:22	10.4	00:14:16
44.	494	2012	RZYMSKI Tymon LKS TRASA ZIELONA GÓRA	00:15:32 (44)	00:30:13 (44)	+10:47	9.9	00:14:40
45.	493	2012	MACURA Kacper KS "FASTBIKE" PAWŁOWICE	00:15:58 (45)	00:33:24 (45)	+13:58	8.9	00:15:58
46.	480	2011	LITKOWSKI Alan UKS COPERNICUS TORUŃ / KKS ŁYSOMICE	00:17:38 (46)		-1		00:17:38








CYCLOCROSS UCI C2

17 NOVEMBER 2024
OPO CETNIEWO WŁADYSŁAWOWO



2024-11-17 Władysławowo-Cetniewo (POL)

ANALIZA WYŚCIGU / RACE ANALYSIS: Młodzik / U15 Men

M-ce Place	Nr No	Rok YoB	Nazwisko i Imię / Drużyna Surname, FirstName / Team	okr. 1 lap 1	Czas Time	Strata do zw. Str. do poprz.	km/h Avg	Min okr. Max okr.
	442	 2011	GAWENDA Bartosz STOWARZYSZENIE KOLARSKI MIKOŁÓW		DNF			
	459	 2012	GURZYŃSKI Stanisław UKS COPERNICUS TORUŃ / UKS KOMETA OBROWO		DNF			
	432	 2012	CZEKAŃSKI Karol MG LKS KWISA LUBAŃ		DNS			
	444	 2011	CIMASZEWSKI Marcel UKS "WYGODA" BIAŁYSTOK		DNS			
	456	 2012	WOŁYNIEC Sławomir LUDOWY UCZNIOWSKI KLUB KOLARSKI W EŁKU BIAŁOBŁOCKI TEAM EŁK		DNS			

Zawodników / Riders: 51

Ukończyło / Finished: 46

SĘDZIA GŁÓWNY UCI / PRESIDENT OF THE COMMISSAIRES PANEL UCI: Philippe MARIËN (BEL)

KOMISARZ PZKoi / NATIONAL COMMISSAIRE: Krzysztof DYMEK



CYCLOCROSS UCI C2

17 NOVEMBER 2024
OPO CETNIEWO WŁADYSŁAWOWO



2024-11-17 Władysławowo-Cetniewo (POL)

ANALIZA WYŚCIGU / RACE ANALYSIS: Młodziczka / U15 Women

Organizator / Organizer: Klub Sportowy „Klif” Chłapowo, OSiR we Władysławowie, Gmina Władysławowo, COS OPO Cetniewo we Władysławowie

Okrążenie / Lap distance: 5 km

Ilość okrążeń / Laps: 2

Czas startu / Start time: 10:01:00

M-ce Place	Nr No	Rok YoB	Nazwisko i Imię / Drużyna Surname, FirstName / Team	okr. 1 lap 1	Czas Time	Strata do zw. Str. do poprz.	km/h Avg	Min okr. Max okr.
1.	115	2011	PACHOCKA Weronika WARSZAWSKI KLUB KOLARSKI	00:11:41 (2)	00:22:18 (1)		13.4	00:10:37 00:11:41
2.	118	2011	BRYTAN Zuzanna GKS "CARTUSIA" W KARTUZACH BIKE ATELIER	00:11:33 (1)	00:22:24 (2)	+00:06	13.3	00:10:51 00:11:33
3.	117	2012	SEKTA Marta AVATAR SILESIA TEAM	00:11:41 (3)	00:22:36 (3)	+00:18	13.2	00:10:54 00:11:41
4.	116	2011	ŁYŻWA Oliwia AVATAR SILESIA TEAM	00:12:08 (5)	00:23:54 (4)	+01:36	12.5	00:11:45 00:12:08
5.	122	2011	SPILOK Aleksandra NIEZRZESZONA	00:12:12 (6)	00:24:02 (5)	+01:44	12.4	00:11:49 00:12:12
6.	114	2011	MACHOWSKA Kaja UKS COPERNICUS TORUŃ CCC	00:11:59 (4)	00:24:30 (6)	+02:12	12.2	00:11:59 00:12:30
7.	119	2012	SKRZYPCZAK Gabriela GKS "CARTUSIA" W KARTUZACH BIKE ATELIER	00:13:03 (10)	00:24:34 (7)	+02:16	12.2	00:11:31 00:13:03
8.	120	2011	SUPIŃSKA Anna UCZNIOWSKI KLUB KOLARSKI PROSTKI	00:12:45 (7)	00:24:38 (8)	+02:20	12.1	00:11:52 00:12:45
9.	124	2011	RAPIOR Maja AVATAR SILESIA TEAM	00:12:58 (9)	00:24:48 (9)	+02:30	12.0	00:11:49 00:12:58
10.	125	2011	WIŚNIEWSKA Roksana GKS "CARTUSIA" W KARTUZACH BIKE ATELIER	00:12:52 (8)	00:25:17 (10)	+02:59	11.8	00:12:25 00:12:52
11.	121	2011	MUDLAFF Maja K.S KLIF CHŁAPOWO	00:13:31 (11)	00:26:07 (11)	+03:49	11.4	00:12:35 00:13:31
12.	134	2012	GŁÓWCZYŃSKA Ewa BURZA NA ROWERZE TEAM	00:14:09 (16)	00:26:07 (12)	+03:49	11.4	00:11:58 00:14:09
13.	136	2011	PIĘTKA Karolina WARSZAWSKI KLUB KOLARSKI	00:14:11 (17)	00:26:14 (13)	+03:56	11.4	00:12:03 00:14:11
14.	128	2012	KACHNIARZ Urszula UKS COPERNICUS TORUŃ CCC	00:13:39 (12)	00:26:22 (14)	+04:04	11.3	00:12:43 00:13:39



CYCLOCROSS UCI C2

17 NOVEMBER 2024
OPO CETNIEWO WŁADYSŁAWOWO



2024-11-17 Władysławowo-Cetniewo (POL)

ANALIZA WYŚCIGU / RACE ANALYSIS: Młodziczka / U15 Women

M-ce Place	Nr No	Rok YoB	Nazwisko i Imię / Drużyna Surname, FirstName / Team	okr. 1 lap 1	Czas Time	Strata do zw. Str. do poprz.	km/h Avg	Min okr. Max okr.
15.	126	 2012	RYŻKO Łucja WARSZAWSKI KLUB KOLARSKI	00:13:43 (13)	00:26:22 (15)	+04:04	11.3	00:12:38 00:13:43
16.	137	 2011	ZELCER Zuzanna ALKS STAL GRUDZIĄDZ SK OSIR GOLUB-DOBRZYŃ	00:13:43 (14)	00:26:24 (16)	+04:06	11.3	00:12:40 00:13:43
17.	127	 2012	SONNENBERG Zofia KOLARSKI KLUB SPORTOWIEC PIŁA	00:14:00 (15)	00:27:06 (17)	+04:48	11.0	00:13:06 00:14:00
18.	123	 2012	SIERADZKA Weronika UKS KOŹMINIANKA KOŹMINEK	00:16:28 (19)	00:27:45 (18)	+05:27	10.8	00:11:16 00:16:28
19.	133	 2011	OLSZEWSKA Helena UKS COPERNICUS TORUŃ / KLUB KOLARSKI WILKI LASKOWICE	00:15:00 (18)	00:28:59 (19)	+06:41	10.3	00:13:59 00:15:00
20.	138	 2012	ZHUK Mariia BELTA TEAM GDAŃSK	00:19:22 (20)		-1		00:19:22 00:19:22

Zawodników / Riders: 20

Ukończyło / Finished: 20

SĘDZIA GŁÓWNY UCI / PRESIDENT OF THE COMMISSAIRES PANEL UCI: Philippe MARIËN (BEL)

KOMISARZ PZKoi / NATIONAL COMMISSAIRE: Krzysztof DYMEK



CYCLOCROSS UCI C2

17 NOVEMBER 2024
OPO CETNIEWO WŁADYSŁAWOWO



2024-11-17 Władysławowo-Cetniewo (POL)

ANALIZA WYŚCIGU / RACE ANALYSIS: Żak / U13 Men

Organizator / Organizer: Klub Sportowy „Klif” Chłapowo, OSiR we Władysławowie, Gmina Władysławowo, COS OPO Cetniewo we Władysławowie

Okrążenie / Lap distance: 2.5 km

Ilość okrążeń / Laps: 1

Czas startu / Start time: 10:02:00

M-ce Place	Nr No	Rok YoB	Nazwisko i Imię / Drużyna Surname, FirstName / Team	okr. 1 lap 1	Czas Time	Strata do zw. Str. do poprz.	km/h Avg	Min okr. Max okr.
1.	55		2013 KORDIAK Franciszek KS "FASTBIKE" PAWŁOWICE	00:11:51 (1) 00:11:51 (1)	00:11:51 (1)		12.6	00:11:51 00:11:51
2.	52		2013 JĘDRZEJEWSKI Jan JKK JELENIOGÓRSKI KLUB KOLARSKI	00:12:11 (2) 00:12:11 (2)	00:12:11 (2)	+00:20 +00:20	12.2	00:12:11 00:12:11
3.	51		2013 ŁĄCZKIEWICZ Igor UKS KOŹMINIANKA KOŹMINEK	00:12:13 (3) 00:12:13 (3)	00:12:13 (3)	+00:22 +00:02	12.2	00:12:13 00:12:13
4.	64		2014 LUSZKA Jan WARSZAWSKI KLUB KOLARSKI	00:12:37 (4) 00:12:37 (4)	00:12:37 (4)	+00:46 +00:24	11.8	00:12:37 00:12:37
5.	58		2013 TUREK Kajetan K.S KLIF CHŁAPOWO	00:12:40 (5) 00:12:40 (5)	00:12:40 (5)	+00:49 +00:03	11.8	00:12:40 00:12:40
6.	67		2013 KACZMARCZYK Filip MSR MRĄGOWO	00:12:42 (6) 00:12:42 (6)	00:12:42 (6)	+00:51 +00:02	11.8	00:12:42 00:12:42
7.	53		2013 BAK Tymoteusz LKS "BRYKSJUSZ" GOŚCIECIN	00:12:46 (7) 00:12:46 (7)	00:12:46 (7)	+00:55 +00:04	11.7	00:12:46 00:12:46
8.	61		2013 LEWANDOWSKI Jan GRUPA KOLARSKA VIKTORIA RYBNIK	00:12:47 (8) 00:12:47 (8)	00:12:47 (8)	+00:56 +00:01	11.7	00:12:47 00:12:47
9.	50		2013 DĄBROWSKI Maksymilian BELTA TEAM GDAŃSK	00:12:53 (9) 00:12:53 (9)	00:12:53 (9)	+01:02 +00:06	11.6	00:12:53 00:12:53
10.	57		2013 GRABARCZYK Nikodem KS "FASTBIKE" PAWŁOWICE	00:12:58 (10) 00:12:58 (10)	00:12:58 (10)	+01:07 +00:05	11.5	00:12:58 00:12:58
11.	59		2013 BARANOWSKI Mikołaj STOWARZYSZENIE KOLARSKI MIKOŁÓW	00:13:06 (11) 00:13:06 (11)	00:13:06 (11)	+01:15 +00:08	11.4	00:13:06 00:13:06
12.	89		2013 BAKALAREK Mateusz KLUB KOLARSKI ZIEMIA KOŁOBRZESKA	00:13:11 (12) 00:13:11 (12)	00:13:11 (12)	+01:20 +00:05	11.3	00:13:11 00:13:11
13.	60		2013 KREFTA Aleksander MKK PSTRENUJ LĘBORK	00:13:12 (13) 00:13:12 (13)	00:13:12 (13)	+01:21 +00:01	11.3	00:13:12 00:13:12
14.	56		2013 POLAŃSKI Franciszek STOWARZYSZENIE KOLARSKI MIKOŁÓW	00:13:14 (14) 00:13:14 (14)	00:13:14 (14)	+01:23 +00:02	11.3	00:13:14 00:13:14



CYCLOCROSS UCI C2

17 NOVEMBER 2024
OPO CETNIEWO WŁADYSŁAWOWO



2024-11-17 Władysławowo-Cetniewo (POL)

ANALIZA WYŚCIGU / RACE ANALYSIS: Żak / U13 Men

M-ce Place	Nr No	Rok YoB	Nazwisko i Imię / Drużyna Surname, FirstName / Team	okr. 1 lap 1	Czas Time	Strata do zw. Str. do poprz.	km/h Avg	Min okr. Max okr.
15.	69	2013	KALISZUK Maciej K.S KLIF CHŁAPOWO	00:13:16 (15) 00:13:16 (15)	00:13:16 (15) +00:02	11.2	00:13:16 00:13:16	
16.	54	2013	DOMINIK Brunon K.S KLIF CHŁAPOWO	00:13:22 (16) 00:13:22 (16)	00:13:22 (16) +00:06	11.2	00:13:22 00:13:22	
17.	62	2013	SIUDEK Bruno STOWARZYSZENIE KOLARSKI MIKOŁÓW	00:13:50 (17) 00:13:50 (17)	00:13:50 (17) +00:28	10.8	00:13:50 00:13:50	
18.	66	2014	MAŁEK Oliwier CZKKS KOLEJARZ-JURA CZĘSTOCHOWA	00:13:50 (18) 00:13:50 (18)	00:13:50 (18) +00:00	10.8	00:13:50 00:13:50	
19.	79	2013	FORMELA Florian MKK PSTRENUJ LĘBORK	00:14:11 (19) 00:14:11 (19)	00:14:11 (19) +00:21	10.5	00:14:11 00:14:11	
20.	87	2013	BYCHOWSKI Błażej K.S KLIF CHŁAPOWO	00:14:22 (20) 00:14:22 (20)	00:14:22 (20) +00:11	10.4	00:14:22 00:14:22	
21.	68	2013	PIWKO Stanisław UCZNIOWSKI KLUB KOLARSKI PROSTKI	00:14:27 (21) 00:14:27 (21)	00:14:27 (21) +00:05	10.3	00:14:27 00:14:27	
22.	91	2013	HRYCYK Oskar MKK PSTRENUJ LĘBORK	00:14:36 (22) 00:14:36 (22)	00:14:36 (22) +00:09	10.2	00:14:36 00:14:36	
23.	93	2013	CEMBOR Aleksander BELTA TEAM GDAŃSK	00:14:39 (23) 00:14:39 (23)	00:14:39 (23) +00:03	10.2	00:14:39 00:14:39	
24.	75	2014	WOŁYNIEC Franciszek LUDOWY UCZNIOWSKI KLUB KOLARSKI W ELKU BIAŁOBLOCKI TEAM ELK	00:14:41 (24) 00:14:41 (24)	00:14:41 (24) +00:02	10.2	00:14:41 00:14:41	
25.	70	2013	BASIŃSKI Jakub K.S KLIF CHŁAPOWO	00:14:48 (25) 00:14:48 (25)	00:14:48 (25) +00:07	10.1	00:14:48 00:14:48	
26.	63	2014	JĘCEK Jan K.S KLIF CHŁAPOWO	00:15:15 (26) 00:15:15 (26)	00:15:15 (26) +00:27	9.8	00:15:15 00:15:15	
27.	82	2013	SERKOWSKI Franciszek GKS "CARTUSIA" W KARTUZACH BIKE ATELIER	00:15:30 (27) 00:15:30 (27)	00:15:30 (27) +00:15	9.6	00:15:30 00:15:30	
28.	90	2013	ZABOROWICZ Jan BELTA TEAM GDAŃSK	00:16:05 (28) 00:16:05 (28)	00:16:05 (28) +00:35	9.3	00:16:05 00:16:05	
29.	81	2013	NOWICKI Stanisław BELTA TEAM GDAŃSK	00:17:06 (29) 00:17:06 (29)	00:17:06 (29) +01:01	8.7	00:17:06 00:17:06	
30.	80	2014	FRYDRYCHOWICZ Franciszek BELTA TEAM GDAŃSK	00:17:26 (30) 00:17:26 (30)	00:17:26 (30) +00:20	8.6	00:17:26 00:17:26	



CYCLOCROSS UCI C2

17 NOVEMBER 2024
OPO CETNIEWO WŁADYSŁAWOWO



2024-11-17 Władysławowo-Cetniewo (POL)

ANALIZA WYŚCIGU / RACE ANALYSIS: Żak / U13 Men

M-ce Place	Nr No	Rok YoB	Nazwisko i Imię / Drużyna Surname, FirstName / Team	okr. 1 lap 1	Czas Time	Strata do zw. Str. do poprz.	km/h Avg	Min okr. Max okr.
31.	84	2013	MACKIEWICZ Cyprian BELTA TEAM GDAŃSK	00:17:48 (31) 00:17:48 (31)	00:17:48 (31)	+05:57 +00:22	8.4	00:17:48 00:17:48
32.	78	2014	SZWABA Wojciech GKS "CARTUSIA" W KARTUZACH BIKE ATELIER	00:18:03 (32) 00:18:03 (32)	00:18:03 (32)	+06:12 +00:15	8.3	00:18:03 00:18:03
33.	86	2014	KARBOWSKI Tomasz BELTA TEAM GDAŃSK	00:18:13 (33) 00:18:13 (33)	00:18:13 (33)	+06:22 +00:10	8.2	00:18:13 00:18:13
	65	2013	CHLADEK Michał STOWARZYSZENIE KOLARSKI MIKOŁÓW		DNS			
	76	2014	ROMANOWSKI Ignacy LUDOWY UCZNIOWSKI KLUB KOLARSKI W ELKU BIAŁOBLOCKI TEAM ELK		DNS			
	85	2013	KUCIKIEWICZ Jakub UCZNIOWSKI KLUB SPORTOWY BIZON BIEGANÓW		DNS			
	88	2014	BARANOWSKI Sebastian STOWARZYSZENIE KOLARSKI MIKOŁÓW		DNS			

Zawodników / Riders: 37

Ukończyło / Finished: 33

SĘDZIA GŁÓWNY UCI / PRESIDENT OF THE COMMISSAIRES PANEL UCI: Philippe MARIËN (BEL)

KOMISARZ PZKoi / NATIONAL COMMISSAIRE: Krzysztof DYMEK



CYCLOCROSS UCI C2

17 NOVEMBER 2024
OPO CETNIEWO WŁADYSŁAWOWO



2024-11-17 Władysławowo-Cetniewo (POL)

ANALIZA WYŚCIGU / RACE ANALYSIS: Żakini / U13 Women

Organizator / Organizer: Klub Sportowy „Klif” Chłapowo, OSiR we Władysławowie, Gmina Władysławowo, COS OPO Cetniewo we Władysławowie

Okrążenie / Lap distance: 2.5 km

Ilość okrążeń / Laps: 1

Czas startu / Start time: 10:03:00

M-ce Place	Nr No	Rok YoB	Nazwisko i Imię / Drużyna Surname, FirstName / Team	okr. 1 lap 1	Czas Time	Strata do zw. Str. do poprz.	km/h Avg	Min okr. Max okr.
1.	254	2013	KOBYLIŃSKA Pola KLUB KOLARSKI ZIEMIA KOŁOBRZESKA	00:13:31 (1) 00:13:31 (1)	00:13:31 (1)		11.0	00:13:31 00:13:31
2.	253	2014	BOLDA Natalia K.S KLIF CHŁAPOWO	00:14:38 (2) 00:14:38 (2)	00:14:38 (2)	+01:07 +01:07	10.2	00:14:38 00:14:38
3.	249	2013	KALECIŃSKA Olga MITUTOYO AZS WRATISLAVIA WROCLAW	00:15:00 (3) 00:15:00 (3)	00:15:00 (3)	+01:29 +00:22	9.9	00:15:00 00:15:00
4.	252	2014	KOLASZT Maja GKS "CARTUSIA" W KARTUZACH BIKE ATELIER	00:15:18 (4) 00:15:18 (4)	00:15:18 (4)	+01:47 +00:18	9.8	00:15:18 00:15:18
5.	250	2014	ŁOWISZ Laura CZKKS KOLEJARZ-JURA CZĘSTOCHOWA	00:15:27 (5) 00:15:27 (5)	00:15:27 (5)	+01:56 +00:09	9.7	00:15:27 00:15:27
6.	255	2014	ROMANIK Nadia K.S KLIF CHŁAPOWO	00:16:32 (6) 00:16:32 (6)	00:16:32 (6)	+03:01 +01:05	9.0	00:16:32 00:16:32

Zawodników / Riders: 6

Ukończyło / Finished: 6

SĘDZIA GŁÓWNY UCI / PRESIDENT OF THE COMMISSAIRES PANEL UCI: Philippe MARIËN (BEL)

KOMISARZ PZKoi / NATIONAL COMMISSAIRE: Krzysztof DYMEK



CYCLOCROSS UCI C2

17 NOVEMBER 2024
OPO CETNIEWO WŁADYSŁAWOWO



2024-11-17 Władysławowo-Cetniewo (POL)

ANALIZA WYŚCIGU / RACE ANALYSIS: Junior Młodszy / U17 Men

Organizator / Organizer: Klub Sportowy „Klif” Chłapowo, OSiR we Władysławowie, Gmina Władysławowo, COS OPO Cetniewo we Władysławowie

Okrążenie / Lap distance: 10 km

Ilość okrążeń / Laps: 4

Czas startu / Start time: 10:30:00

M-ce Place	Nr No	Rok YoB	Nazwisko i Imię / Drużyna Surname, FirstName / Team	okr. 1 lap 1	okr. 2 lap 2	okr. 3 lap 3	Czas Time	Strata do zw. Str. do poprz.	km/h Avg	Min okr. Max okr.
1.	502	2009	BLOKESZ Hubert AVATAR SILESIA TEAM	00:08:39 (1) 00:08:39 (1)	00:17:08 (1) 00:08:28 (1)	00:25:40 (1) 00:08:32 (1)	00:34:25 (1) 00:08:44 (1)		17.4	00:08:28 00:08:44
2.	500	2010	KLACZKOWSKI Mikołaj KLKS "AZALIA" BRZOZA KRÓLEWSKA	00:08:50 (4) 00:08:50 (4)	00:17:27 (2) 00:08:37 (2)	00:26:10 (2) 00:08:42 (2)	00:35:05 (2) 00:08:55 (2)	+00:40 +00:40	17.0	00:08:37 00:08:55
3.	504	2009	STRUZIK Michał WARSZAWSKI KLUB KOLARSKI	00:08:49 (3) 00:08:49 (3)	00:17:31 (3) 00:08:41 (3)	00:26:26 (3) 00:08:54 (3)	00:35:40 (3) 00:09:14 (4)	+01:15 +00:35	16.8	00:08:41 00:09:14
4.	515	2009	ROGALSKI Maciej K.S KLIF CHŁAPOWO	00:08:46 (2) 00:08:46 (2)	00:17:49 (4) 00:09:02 (4)	00:26:50 (4) 00:09:01 (4)	00:36:06 (4) 00:09:16 (5)	+01:41 +00:26	16.6	00:08:46 00:09:16
5.	507	2009	GÓRKA Igor AVATAR SILESIA TEAM	00:09:08 (6) 00:09:08 (6)	00:18:18 (6) 00:09:09 (5)	00:27:27 (5) 00:09:09 (5)	00:36:40 (5) 00:09:12 (3)	+02:15 +00:34	16.3	00:09:08 00:09:12
6.	505	2009	KUCZYŃSKI Miłosz UCZNIOWSKI KLUB KOLARSKI PROSTKI	00:09:06 (5) 00:09:06 (5)	00:18:17 (5) 00:09:11 (6)	00:27:38 (6) 00:09:20 (8)	00:36:56 (6) 00:09:17 (6)	+02:31 +00:16	16.2	00:09:06 00:09:20
7.	506	2010	GOSŁAWSKI Antoni K.S KLIF CHŁAPOWO	00:10:23 (16) 00:10:23 (16)	00:19:42 (10) 00:09:19 (8)	00:28:55 (7) 00:09:12 (6)	00:38:12 (7) 00:09:17 (7)	+03:47 +01:16	15.7	00:09:12 00:10:23
8.	503	2009	SADOWSKI Alan LUKS ETB TEAM W GŁOGOWIE	00:09:46 (8) 00:09:46 (8)	00:19:21 (7) 00:09:34 (11)	00:28:55 (8) 00:09:33 (9)	00:38:13 (8) 00:09:17 (8)	+03:48 +00:01	15.6	00:09:17 00:09:46
9.	541	2010	DABUŠINSKAS Jokūbas LITHUANIAN CX NATIONAL TEAM	00:10:33 (20) 00:10:33 (20)	00:19:46 (11) 00:09:12 (7)	00:29:06 (9) 00:09:20 (7)	00:38:26 (9) 00:09:20 (10)	+04:01 +00:13	15.6	00:09:12 00:10:33
10.	508	2010	WIERZBICKI Witold LKS TRASA ZIELONA GÓRA	00:09:34 (7) 00:09:34 (7)	00:19:29 (9) 00:09:54 (17)	00:29:15 (11) 00:09:46 (13)	00:38:33 (10) 00:09:18 (9)	+04:08 +00:07	15.5	00:09:18 00:09:54
11.	521	2010	KOCZANOWICZ Paweł WARSZAWSKI KLUB KOLARSKI	00:10:04 (11) 00:10:04 (11)	00:19:29 (8) 00:09:24 (9)	00:29:06 (10) 00:09:37 (10)	00:38:49 (11) 00:09:43 (14)	+04:24 +00:16	15.4	00:09:24 00:10:04
12.	511	2009	LINOWSKI Mikołaj MSR MRAĞOWO	00:10:31 (19) 00:10:31 (19)	00:20:02 (16) 00:09:31 (10)	00:29:40 (12) 00:09:37 (12)	00:39:01 (12) 00:09:20 (11)	+04:36 +00:12	15.3	00:09:20 00:10:31
13.	510	2009	KOC Franciszek UKS COPERNICUS TORUŃ CCC - SMS TORUŃ	00:10:25 (18) 00:10:25 (18)	00:20:08 (17) 00:09:42 (14)	00:29:46 (13) 00:09:37 (11)	00:39:27 (13) 00:09:40 (13)	+05:02 +00:26	15.2	00:09:37 00:10:25
14.	516	2009	BAĆIK Jakub K.S KLIF CHŁAPOWO	00:10:08 (12) 00:10:08 (12)	00:20:02 (15) 00:09:53 (16)	00:29:52 (14) 00:09:50 (14)	00:39:37 (14) 00:09:44 (15)	+05:12 +00:10	15.1	00:09:44 00:10:08



CYCLOCROSS UCI C2

17 NOVEMBER 2024
OPO CETNIEWO WŁADYSŁAWOWO



2024-11-17 Władysławowo-Cetniewo (POL)

ANALIZA WYŚCIGU / RACE ANALYSIS: Junior Młodszy / U17 Men

M-ce	Nr	Rok	Nazwisko i Imię / Drużyna	okr. 1	okr. 2	okr. 3	Czas	Strata do zw.	km/h	Min okr.
Place	No	YoB	Surname, FirstName / Team	lap 1	lap 2	lap 3	Time	Str. do poprz.	Avg	Max okr.
15.	509	2009	KASZA Tobiasz DK GWARKI	00:10:15 (14)	00:19:57 (12)	00:30:00 (15)	00:39:46 (15)	+05:21	15.0	00:09:41
16.	519	2009	TRAWNIK Filip UKS KOŹMINIANKA KOŹMINEK	00:10:19 (15)	00:20:01 (14)	00:30:01 (16)	00:40:10 (16)	+05:45	14.9	00:09:42
17.	530	2010	KULAS Wiktor MLKS BASZTA BYTÓW	00:10:35 (21)	00:20:39 (20)	00:30:50 (18)	00:40:27 (17)	+06:02	14.8	00:09:37
18.	552	2010	DANKOWSKI Nikodem UKS COPERNICUS TORUŃ CCC - SMS TORUŃ	00:10:13 (13)	00:20:40 (22)	00:30:46 (17)	00:40:39 (18)	+06:14	14.7	00:09:53
19.	529	2009	KOKOCIŃSKI Maciej LKS TRASA ZIELONA GÓRA	00:10:41 (23)	00:20:34 (19)	00:30:50 (19)	00:40:44 (19)	+06:19	14.7	00:09:53
20.	524	2009	GŁADOSZ Igor LUKS ETB TEAM W GŁOGOWIE	00:10:38 (22)	00:20:41 (23)	00:30:50 (20)	00:40:50 (20)	+06:25	14.6	00:09:59
21.	514	2009	KACZMAREK Antoni MLUKS VICTORIA JAROCIN	00:10:54 (27)	00:21:18 (28)	00:31:21 (25)	00:41:09 (21)	+06:44	14.5	00:09:48
22.	544	2010	MYSZOR Mateusz AVATAR SILESIA TEAM	00:10:53 (26)	00:20:56 (25)	00:31:08 (23)	00:41:18 (22)	+06:53	14.5	00:10:02
23.	520	2010	MARCINIEC Igor UKKS ORIENS CHOJNÓW	00:10:41 (24)	00:20:49 (24)	00:30:56 (21)	00:41:23 (23)	+06:58	14.4	00:10:07
24.	523	2010	ŚLĘZAK Grzegorz CZKKS KOLEJARZ-JURA CZĘSTOCHOWA	00:10:23 (17)	00:20:39 (21)	00:30:57 (22)	00:41:26 (24)	+07:01	14.4	00:10:16
25.	569	2010	ZAJĄCZKOWSKI Tymon LKS TRASA ZIELONA GÓRA	00:11:34 (44)	00:21:31 (31)	00:31:27 (27)	00:41:28 (25)	+07:03	14.4	00:09:55
26.	522	2010	JACKOWIAK Stanisław UKS COPERNICUS TORUŃ CCC - SMS TORUŃ	00:11:19 (35)	00:21:30 (30)	00:31:38 (28)	00:41:38 (26)	+07:13	14.4	00:09:59
27.	527	2010	OLSZEWSKI Julian K.S KLIF CHŁAPOWO	00:10:56 (29)	00:21:22 (29)	00:31:49 (30)	00:41:57 (27)	+07:32	14.2	00:10:08
28.	548	2010	LEWICKI Jacek WARSZAWSKI KLUB KOLARSKI	00:10:48 (25)	00:20:56 (26)	00:31:21 (26)	00:41:57 (28)	+07:32	14.2	00:10:07
29.	574	2009	POŚPIESZNY Maciek MKK PSTRENUJ LĘBORK	00:10:55 (28)	00:21:00 (27)	00:31:08 (24)	00:42:02 (29)	+07:37	14.2	00:10:04
30.	532	2010	PIETRZAK Miłosz UKS KRUPIŃSKI SUSZEC	00:11:25 (39)	00:21:51 (34)	00:32:19 (32)	00:42:29 (30)	+08:04	14.1	00:10:10



CYCLOCROSS UCI C2

17 NOVEMBER 2024
OPO CETNIEWO WŁADYSŁAWOWO



2024-11-17 Władysławowo-Cetniewo (POL)

ANALIZA WYŚCIGU / RACE ANALYSIS: Junior Młodszy / U17 Men

M-ce	Nr	Rok	Nazwisko i Imię / Drużyna	okr. 1	okr. 2	okr. 3	Czas	Strata do zw.	km/h	Min okr.
Place	No	YoB	Surname, FirstName / Team	lap 1	lap 2	lap 3	Time	Str. do poprz.	Avg	Max okr.
31.	517		2010 BRACHACZEK Stanisław UKS KRUPIŃSKI SUSZEC	00:10:04 (10) 00:10:04 (10)	00:20:28 (18) 00:10:24 (29)	00:31:42 (29) 00:11:13 (42)	00:42:30 (31) 00:10:48 (37)	+08:05 +00:01	14.1	00:10:04 00:11:13
32.	563		2010 KOTŁOWSKI Marcel MKK PSTRENUJ ŁĘBORK	00:11:24 (37) 00:11:24 (37)	00:21:56 (35) 00:10:32 (33)	00:32:19 (31) 00:10:22 (29)	00:42:31 (32) 00:10:11 (28)	+08:06 +00:01	14.1	00:10:11 00:11:24
33.	531		2010 BRUDZIŃSKI Wojciech JKK JELENIOGÓRSKI KLUB KOLARSKI	00:11:24 (38) 00:11:24 (38)	00:22:11 (42) 00:10:46 (42)	00:32:46 (38) 00:10:35 (34)	00:42:57 (33) 00:10:10 (27)	+08:32 +00:26	13.9	00:10:10 00:11:24
34.	525		2010 ŚWIETLICKI Borys BELTA TEAM GDAŃSK	00:11:29 (42) 00:11:29 (42)	00:22:04 (39) 00:10:34 (36)	00:32:34 (34) 00:10:30 (33)	00:43:11 (34) 00:10:37 (32)	+08:46 +00:14	13.8	00:10:30 00:11:29
35.	555		2009 KUPSKI Nikodem K.S KLIF CHŁAPOWO	00:10:58 (30) 00:10:58 (30)	00:21:42 (33) 00:10:44 (41)	00:32:34 (35) 00:10:51 (39)	00:43:16 (35) 00:10:41 (34)	+08:51 +00:05	13.8	00:10:41 00:10:58
36.	559		2010 SZCZEPANIK Jan KLKS "AZALIA" BRZOZA KRÓLEWSKA	00:11:03 (31) 00:11:03 (31)	00:21:37 (32) 00:10:34 (35)	00:32:40 (36) 00:11:03 (41)	00:43:22 (36) 00:10:42 (35)	+08:57 +00:06	13.8	00:10:34 00:11:03
37.	547		2010 MAJKOWSKI Michał MLKS BASZTA BYTÓW	00:11:19 (36) 00:11:19 (36)	00:22:04 (40) 00:10:44 (40)	00:32:40 (37) 00:10:36 (35)	00:43:27 (37) 00:10:46 (36)	+09:02 +00:05	13.8	00:10:36 00:11:19
38.	570		2010 ŻYCIŃSKI Adam K.S KLIF CHŁAPOWO	00:11:04 (32) 00:11:04 (32)	00:22:01 (38) 00:10:56 (43)	00:32:52 (39) 00:10:51 (38)	00:43:32 (38) 00:10:39 (33)	+09:07 +00:05	13.7	00:10:39 00:11:04
39.	535		2010 WEBER Filip MSR MRĄGOWO	00:11:32 (43) 00:11:32 (43)	00:22:12 (43) 00:10:40 (38)	00:33:00 (41) 00:10:48 (36)	00:44:01 (39) 00:11:00 (39)	+09:36 +00:29	13.6	00:10:40 00:11:32
40.	576		2010 MAJKOWSKI Maciej MLKS BASZTA BYTÓW	00:11:26 (41) 00:11:26 (41)	00:22:08 (41) 00:10:42 (39)	00:32:58 (40) 00:10:49 (37)	00:44:01 (40) 00:11:03 (40)	+09:36 +00:00	13.6	00:10:42 00:11:26
41.	546		2009 KORZYBSKI Aleksander UKS COPERNICUS TORUŃ CCC - SMS TORUŃ	00:11:19 (34) 00:11:19 (34)	00:21:56 (36) 00:10:37 (37)	00:33:14 (42) 00:11:17 (43)	-1	-1		00:10:37 00:11:19
42.	542		2009 GOSZ Maciej MKK PSTRENUJ ŁĘBORK	00:11:51 (45) 00:11:51 (45)	00:23:16 (44) 00:11:25 (44)	00:34:17 (43) 00:11:01 (40)	-1	-1		00:11:01 00:11:51
43.	545		2010 SOBECKI Aleksander UKS COPERNICUS TORUŃ CCC - SMS TORUŃ	00:11:59 (47) 00:11:59 (47)	00:23:47 (45) 00:11:47 (45)	00:35:17 (44) 00:11:29 (45)	-1	-1		00:11:29 00:11:59
44.	557		2010 RYCHERT Adam MLKS BASZTA BYTÓW	00:11:51 (46) 00:11:51 (46)	00:24:03 (46) 00:12:11 (47)	00:35:28 (45) 00:11:25 (44)	-1	-1		00:11:25 00:12:11
45.	539		2010 JUZIUK Marcel BELTA TEAM GDAŃSK	00:12:34 (48) 00:12:34 (48)	00:24:38 (47) 00:12:03 (46)	00:36:45 (46) 00:12:07 (46)	-1	-1		00:12:03 00:12:34
46.	513		2010 SONNENBERG Wojciech ALKS STAL GRUDZIĄDZ BIG STAR HUGE	00:10:02 (9) 00:10:02 (9)	00:19:58 (13) 00:09:55 (18)	00:45:53 (47) 00:25:54 (47)	-1	-1		00:09:55 00:25:54



CYCLOCROSS UCI C2

17 NOVEMBER 2024
OPO CETNIEWO WŁADYSŁAWOWO



2024-11-17 Władysławowo-Cetniewo (POL)

ANALIZA WYŚCIGU / RACE ANALYSIS: Junior Młodszy / U17 Men

M-ce	Nr	Rok	Nazwisko i Imię / Drużyna	okr. 1	okr. 2	okr. 3	Czas	Strata do zw.	km/h	Min okr.
Place	No	YoB	Surname, FirstName / Team	lap 1	lap 2	lap 3	Time	Str. do poprz.	Avg	Max okr.
47.	575		2009 IDZIKOWSKI Hubert MLKS BASZTA BYTÓW	00:12:39 (49)	00:25:24 (48)			-2		00:12:39
48.	534		2010 LASKOWSKI Hubert MSR MRĄGOWO	00:11:07 (33)	00:26:00 (49)			-2		00:11:07
49.	568		2010 SOŁEK Franciszek KLKS "AZALIA" BRZÓZA KRÓLEWSKA	00:13:42 (50)	00:27:26 (50)			-2		00:13:42
	528		2010 KRUSZEWSKI Dawid K.S KLIF CHŁAPOWO				DNF			
	566		2010 GRYGIEL Jakub MLUKS VICTORIA JAROCIN	00:11:26 (40)	00:21:58 (37)	00:32:21 (33)	DNF			00:10:22
	501		2009 CIERPICKI Wojciech STARGARDZKIE TOWARZYSTWO CYKLISTÓW				DNS			
	540		2010 KRZYWY Ksawery NIEZRZESZONY CYCLING PLANET				DNS			
	551		2010 KUKOWSKI Maciej UKS COPERNICUS TORUŃ CCC - SMS TORUŃ				DNS			
	553		2009 SIELSKI Gracjan ALKS STAL GRUDZIĄDZ BIG STAR HUGE				DNS			
	556		2009 DYWAN Daniel UKS BIZON BIEGANÓW				DNS			
	562		2010 RUTKOWSKI Mateusz BELTA TEAM GDAŃSK				DNS			

Zawodników / Riders: 57

Ukończyło / Finished: 49

SĘDZIA GŁÓWNY UCI / PRESIDENT OF THE COMMISSAIRES PANEL UCI: Philippe MARIËN (BEL)

KOMISARZ PZKoi / NATIONAL COMMISSAIRE: Krzysztof DYMEK



CYCLOCROSS UCI C2

17 NOVEMBER 2024
OPO CETNIEWO WŁADYSŁAWOWO



2024-11-17 Władysławowo-Cetniewo (POL)

ANALIZA WYŚCIGU / RACE ANALYSIS: Juniorka Młodsza / U17 Women

Organizator / Organizer: Klub Sportowy „Klif” Chłapowo, OSiR we Władysławowie, Gmina Władysławowo, COS OPO Cetniewo we Władysławowie

Okrążenie / Lap distance: 7.5 km

Ilość okrążeń / Laps: 3

Czas startu / Start time: 10:31:00

M-ce Place	Nr No	Rok YoB	Nazwisko i Imię / Drużyna Surname, FirstName / Team	okr. 1 lap 1	okr. 2 lap 2	Czas Time	Strata do zw. Str. do poprz.	km/h Avg	Min okr. Max okr.
1.	140		2009 KUCHARSKA Antonina K.S KLIF CHŁAPOWO	00:09:52 (1) 00:09:52 (1)	00:19:46 (1) 00:09:54 (1)	00:29:55 (1) 00:10:08 (1)		15.0	00:09:52 00:10:08
2.	149		2010 PACHOCKA Dorota WARSZAWSKI KLUB KOLARSKI	00:10:14 (2) 00:10:14 (2)	00:20:54 (2) 00:10:39 (2)	00:31:23 (2) 00:10:29 (3)	+01:28 +01:28	14.3	00:10:14 00:10:39
3.	141		2009 TUŁACZ Maja UKS KOŹMINIANKA KOŹMINEK	00:10:40 (3) 00:10:40 (3)	00:21:48 (6) 00:11:08 (7)	00:32:09 (3) 00:10:21 (2)	+02:14 +00:46	13.9	00:10:21 00:11:08
4.	159		2010 SELIAVAITĖ Elżbieta LITHUANIAN CX NATIONAL TEAM	00:11:02 (6) 00:11:02 (6)	00:21:42 (5) 00:10:40 (3)	00:32:16 (4) 00:10:34 (4)	+02:21 +00:07	13.9	00:10:34 00:11:02
5.	142		2010 LEWANDOWSKA Anna GRUPA KOLARSKA VIKTORIA RYBNIK	00:10:42 (4) 00:10:42 (4)	00:21:30 (3) 00:10:47 (4)	00:32:19 (5) 00:10:49 (5)	+02:24 +00:03	13.9	00:10:42 00:10:49
6.	144		2010 PISIEWICZ Julia GRUPA KOLARSKA GLIWICE	00:10:42 (5) 00:10:42 (5)	00:21:38 (4) 00:10:55 (6)	00:32:35 (6) 00:10:57 (6)	+02:40 +00:16	13.8	00:10:42 00:10:57
7.	143		2010 JAROS Natalia LKS POM STRZELCE KRAJEŃSKIE	00:11:02 (7) 00:11:02 (7)	00:21:56 (7) 00:10:53 (5)	00:33:11 (7) 00:11:15 (8)	+03:16 +00:36	13.5	00:10:53 00:11:15
8.	146		2010 WIECZOREK Emilia GRUPA KOLARSKA GLIWICE	00:11:12 (8) 00:11:12 (8)	00:22:43 (8) 00:11:30 (10)	00:34:03 (8) 00:11:20 (9)	+04:08 +00:52	13.2	00:11:12 00:11:30
9.	147		2010 RUSZKIEWICZ Lena AVATAR SILESIA TEAM	00:11:32 (11) 00:11:32 (11)	00:22:52 (10) 00:11:20 (9)	00:34:07 (9) 00:11:15 (7)	+04:12 +00:04	13.1	00:11:15 00:11:32
10.	153		2010 BADER-STRZAŁA Adrianna WARSZAWSKI KLUB KOLARSKI	00:11:33 (12) 00:11:33 (12)	00:22:49 (9) 00:11:16 (8)	00:34:11 (10) 00:11:21 (10)	+04:16 +00:04	13.1	00:11:16 00:11:33
11.	145		2009 OLSZEWSKA Adrainna K.S KLIF CHŁAPOWO	00:11:22 (9) 00:11:22 (9)	00:23:04 (11) 00:11:41 (13)	00:34:34 (11) 00:11:30 (11)	+04:39 +00:23	13.0	00:11:22 00:11:41
12.	148		2010 JÓZKOWICZ Marta K.S KLIF CHŁAPOWO	00:11:27 (10) 00:11:27 (10)	00:23:07 (12) 00:11:40 (12)	00:34:41 (12) 00:11:34 (13)	+04:46 +00:07	12.9	00:11:27 00:11:40
13.	151		2010 CIEŚLIKIEWICZ Antonina GKS "CARTUSIA" W KARTUZACH BIKE ATELIER	00:11:46 (13) 00:11:46 (13)	00:23:22 (13) 00:11:36 (11)	00:34:56 (13) 00:11:33 (12)	+05:01 +00:15	12.8	00:11:33 00:11:46
14.	152		2009 JEKA Antonina K.S KLIF CHŁAPOWO	00:12:15 (15) 00:12:15 (15)	00:24:21 (14) 00:12:05 (14)	00:36:02 (14) 00:11:40 (14)	+06:07 +01:06	12.4	00:11:40 00:12:15



CYCLOCROSS UCI C2

17 NOVEMBER 2024
OPO CETNIEWO WŁADYSŁAWOWO



2024-11-17 Władysławowo-Cetniewo (POL)

ANALIZA WYŚCIGU / RACE ANALYSIS: Juniorka Młodsza / U17 Women

M-ce	Nr	Rok	Nazwisko i Imię / Drużyna	okr. 1	okr. 2	Czas	Strata do zw.	km/h	Min okr.
Place	No	YoB	Surname, FirstName / Team	lap 1	lap 2	Time	Str. do poprz.	Avg	Max okr.
15.	154	2009	KATESZCZENKO Maja UCZNIOWSKI KLUB KOLARSKI PROSTKI	00:11:56 (14)	00:24:26 (15)	00:36:59 (15)	+07:04	12.1	00:11:56
16.	156	2010	JANCZUKOWICZ Wiktoria ALKS STAL GRUDZIĄDZ BIG STAR HUGE	00:12:18 (16)	00:25:03 (16)	00:37:22 (16)	+07:27	12.0	00:12:18
17.	155	2009	GŁAZOWSKA Maja LKS TRASA ZIELONA GÓRA	00:12:44 (17)	00:25:07 (17)	00:37:31 (17)	+07:36	11.9	00:12:22

Zawodników / Riders: 17

Ukończyło / Finished: 17

SĘDZIA GŁÓWNY UCI / PRESIDENT OF THE COMMISSAIRES PANEL UCI: Philippe MARIËN (BEL)

KOMISARZ PZKoi / NATIONAL COMMISSAIRE: Krzysztof DYMEK



CYCLOCROSS UCI C2

17 NOVEMBER 2024
OPO CETNIEWO WŁADYSŁAWOWO



2024-11-17 Władysławowo-Cetniewo (POL)

ANALIZA WYŚCIGU / RACE ANALYSIS: Masters Kobiety / Women Masters

Organizator / Organizer: Klub Sportowy „Klif” Chłapowo, OSiR we Władysławowie, Gmina Władysławowo, COS OPO Cetniewo we Władysławowie

Okrążenie / Lap distance: 7.5 km

Ilość okrążeń / Laps: 3

Czas startu / Start time: 10:32:00

M-ce Place	Nr No	Rok YoB	Nazwisko i Imię / Drużyna Surname, FirstName / Team	okr. 1 lap 1	okr. 2 lap 2	Czas Time	Strata do zw. Str. do poprz.	km/h Avg	Min okr. Max okr.
1.	288	1983	MARCINIEC Alicja NIEZRZESZONA	00:10:46 (1)	00:22:02 (1)	00:32:51 (1)		13.6	00:10:46
	286	1985	SKRZYPCZAK Kinga GKS "CARTUSIA" W KARTUZACH BIKE ATELIER	00:10:46 (1)	00:11:15 (1)	DNS			00:11:15

Zawodników / Riders: 2

Ukończyło / Finished: 1

SĘDZIA GŁÓWNY UCI / PRESIDENT OF THE COMMISSAIRES PANEL UCI: Philippe MARIËN (BEL)

KOMISARZ PZKoi / NATIONAL COMMISSAIRE: Krzysztof DYMEK



CYCLOCROSS UCI C2

17 NOVEMBER 2024
OPO CETNIEWO WŁADYSŁAWOWO



2024-11-17 Władysławowo-Cetniewo (POL)

ANALIZA WYŚCIGU / RACE ANALYSIS: Kobiety Amator / Women Amateur

Organizator / Organizer: Klub Sportowy „Klif” Chłapowo, OSiR we Władysławowie, Gmina Władysławowo, COS OPO Cetniewo we Władysławowie

Okążenie / Lap distance: 7.5 km

Ilość okążeń / Laps: 3

Czas startu / Start time: 10:33:00

M-ce Place	Nr No	Rok YoB	Nazwisko i Imię / Drużyna Surname, FirstName / Team	okr. 1 lap 1	okr. 2 lap 2	Czas Time	Strata do zw. Str. do poprz.	km/h Avg	Min okr. Max okr.
1.	280	1978	ROMANIK Marta K.S KLIF CHŁAPOWO	00:11:36 (1) 00:11:36 (1)	00:23:26 (1) 00:11:49 (1)	00:34:55 (1) 00:11:29 (1)		12.8	00:11:29 00:11:49
2.	283	1978	RAJSKA Dorota KKT "WIRAŻ"	00:12:07 (2) 00:12:07 (2)	00:24:34 (2) 00:12:27 (2)	00:36:52 (2) 00:12:17 (2)	+01:57 +01:57	12.2	00:12:07 00:12:27
3.	278	1987	BYCHOWSKA Beata K.S KLIF CHŁAPOWO	00:12:38 (3) 00:12:38 (3)	00:25:38 (3) 00:12:59 (3)	00:39:23 (3) 00:13:45 (3)	+04:28 +02:31	11.4	00:12:38 00:13:45
	279	1982	GLÓWCZYŃSKA Emilia BURZA NA ROWERZE TEAM			DNS			
	282	1984	KOŚCIEWSKA Agnieszka CONOSHIP			DNS			

Zawodników / Riders: 5

Ukończyło / Finished: 3

SEDZIA GŁÓWNY UCI / PRESIDENT OF THE COMMISSAIRES PANEL UCI: Philippe MARIËN (BEL)

KOMISARZ PZKoi / NATIONAL COMMISSAIRE: Krzysztof DYMEK



CYCLOCROSS UCI C2

17 NOVEMBER 2024
OPO CETNIEWO WŁADYSŁAWOWO



2024-11-17 Władysławowo-Cetniewo (POL)

ANALIZA WYŚCIGU / RACE ANALYSIS: Mężczyźni Amator I / Men Amateur I (18-35 lat)

Organizator / Organizer: Klub Sportowy „Klif” Chłapowo, OSiR we Władysławowie, Gmina Władysławowo, COS OPO Cetniewo we Władysławowie

Okrążenie / Lap distance: 10 km

Ilość okrążeń / Laps: 4

Czas startu / Start time: 11:15:00

M-ce Place	Nr No	Rok YoB	Nazwisko i Imię / Drużyna Surname, FirstName / Team	okr. 1 lap 1	okr. 2 lap 2	okr. 3 lap 3	Czas Time	Strata do zw. Str. do poprz.	km/h Avg	Min okr. Max okr.
1.	316		1990 DEYK Adam NIESTOWARZYSZONY	00:09:10 (2) 00:09:10 (2)	00:18:14 (1) 00:09:03 (1)	00:27:28 (1) 00:09:14 (1)	00:36:40 (1) 00:09:12 (1)		16.3	00:09:03 00:09:14
2.	292		1995 ANTKOWIAK Jakub BIKE FIT POZNAŃ	00:09:08 (1) 00:09:08 (1)	00:18:37 (2) 00:09:28 (2)	00:28:12 (2) 00:09:35 (3)	00:37:43 (2) 00:09:30 (2)	+01:03 +01:03	15.9	00:09:08 00:09:35
3.	344		1997 STANISZEWSKI Daniel GIBON PARK LINOWY PRZASNYSZ	00:10:02 (4) 00:10:02 (4)	00:19:35 (3) 00:09:32 (3)	00:29:01 (3) 00:09:26 (2)	00:38:37 (3) 00:09:35 (3)	+01:57 +00:54	15.5	00:09:26 00:10:02
4.	325		1993 KOŚCIŃSKI Jerzy VELOGD	00:10:39 (9) 00:10:39 (9)	00:20:32 (5) 00:09:52 (4)	00:30:25 (4) 00:09:53 (4)	00:40:23 (4) 00:09:57 (6)	+03:43 +01:46	14.8	00:09:52 00:10:39
5.	396		1993 BŁĄŻEJEWSKI Michał BERTRAND OKNA TREK GDYNIA	00:10:22 (6) 00:10:22 (6)	00:20:26 (4) 00:10:04 (5)	00:30:36 (5) 00:10:09 (7)	00:40:34 (5) 00:09:57 (7)	+03:54 +00:11	14.7	00:09:57 00:10:22
6.	379		1999 FILIPEK Kamil SEPPELER OCYNKOWNIA ŚLĄSK SCHC CHRZANÓW	00:10:21 (5) 00:10:21 (5)	00:20:47 (8) 00:10:26 (9)	00:30:46 (6) 00:09:58 (5)	00:40:36 (6) 00:09:49 (4)	+03:56 +00:02	14.7	00:09:49 00:10:26
7.	382		1989 SAWICZ Michał BOGDZIEWICZ TEAM CUMULUS	00:10:28 (8) 00:10:28 (8)	00:20:40 (7) 00:10:11 (7)	00:31:04 (7) 00:10:24 (8)	00:41:10 (7) 00:10:06 (8)	+04:30 +00:34	14.5	00:10:06 00:10:28
8.	326		1991 PIECHÓWKA Łukasz TTS.COACH	00:11:10 (11) 00:11:10 (11)	00:21:21 (10) 00:10:10 (6)	00:31:29 (9) 00:10:08 (6)	00:41:22 (8) 00:09:52 (5)	+04:42 +00:12	14.5	00:09:52 00:11:10
9.	361		1989 NOWACKI Jakub NIESTOWARZYSZONY	00:10:23 (7) 00:10:23 (7)	00:20:49 (9) 00:10:25 (8)	00:31:14 (8) 00:10:24 (9)	00:41:44 (9) 00:10:29 (10)	+05:04 +00:22	14.3	00:10:23 00:10:29
10.	319		1992 STYN Mateusz K.S KLIF CHŁAPOWO	00:09:56 (3) 00:09:56 (3)	00:20:35 (6) 00:10:38 (11)	00:31:36 (10) 00:11:00 (10)	00:42:53 (10) 00:11:17 (15)	+06:13 +01:09	13.9	00:09:56 00:11:17
11.	334		1992 PETKA Arek SZOGUN TEAM	00:10:51 (10) 00:10:51 (10)	00:21:30 (11) 00:10:38 (12)	00:32:38 (11) 00:11:08 (12)	00:43:15 (11) 00:10:36 (11)	+06:35 +00:22	13.8	00:10:36 00:11:08
12.	308		1997 BIEGAŃSKI Krzysztof LATAJĄCE PSY KLUB SPORTÓW PSICH ZAPRZĘGÓW	00:11:11 (13) 00:11:11 (13)	00:21:46 (12) 00:10:34 (10)	00:33:11 (12) 00:11:25 (15)	00:43:26 (12) 00:10:14 (9)	+06:46 +00:11	13.8	00:10:14 00:11:25
13.	350		1999 DOMERACKI Jan KK RZEPNICA	00:11:23 (14) 00:11:23 (14)	00:22:33 (13) 00:11:09 (13)	00:33:38 (13) 00:11:05 (11)	00:44:28 (13) 00:10:49 (13)	+07:48 +01:02	13.4	00:10:49 00:11:23
14.	312		1992 ROBOWSKI Paweł NIESTOWARZYSZONY	00:11:11 (12) 00:11:11 (12)	00:22:44 (14) 00:11:32 (17)	00:34:10 (14) 00:11:26 (16)	00:45:09 (14) 00:10:58 (14)	+08:29 +00:41	13.2	00:10:58 00:11:32



CYCLOCROSS UCI C2

17 NOVEMBER 2024
OPO CETNIEWO WŁADYSŁAWOWO



2024-11-17 Władysławowo-Cetniewo (POL)

ANALIZA WYŚCIGU / RACE ANALYSIS: Mężczyźni Amator I / Men Amateur I (18-35 lat)

M-ce	Nr	Rok	Nazwisko i Imię / Drużyna	okr. 1	okr. 2	okr. 3	Czas	Strata do zw.	km/h	Min okr.
Place	No	YoB	Surname, FirstName / Team	lap 1	lap 2	lap 3	Time	Str. do poprz.	Avg	Max okr.
15.	328	1992	HINZ Maciej NIESTOWARZYSZONY	00:11:52 (17)	00:23:13 (17)	00:34:33 (16)	00:45:21 (15)	+08:41	13.2	00:10:48
				00:11:52 (17)	00:11:21 (14)	00:11:19 (13)	00:10:48 (12)	+00:12		00:11:52
16.	320	1989	PAULANIS Cyprian NIESTOWARZYSZONY	00:11:43 (16)	00:23:04 (16)	00:34:24 (15)	00:46:04 (16)	+09:24	13.0	00:11:19
				00:11:43 (16)	00:11:21 (15)	00:11:19 (14)	00:11:40 (16)	+00:43		00:11:43
17.	399	1999	MOZOLEWSKI Jakub SOKÓLSKI KLUB KOLARSKI SOKÓŁ	00:11:30 (15)	00:22:54 (15)	00:34:48 (17)	00:46:29 (17)	+09:49	12.9	00:11:24
				00:11:30 (15)	00:11:24 (16)	00:11:53 (17)	00:11:40 (17)	+00:25		00:11:53
	309	1991	MARKIEWICZ Jakub CONOSHIP				DNS			
	342	2000	KRUKOWSKI Bartosz KK RZEPNICA				DNS			
	368	1992	KUŚKA Adam VELOGD				DNS			
	378	1989	MANKOWSKI Bartosz NIESTOWARZYSZONY				DNS			
	384	1991	SIENKIEWICZ Krzysztof BEZPIECZNY WEEKEND				DNS			

Zawodników / Riders: 22

Ukończyło / Finished: 17

SĘDZIA GŁÓWNY UCI / PRESIDENT OF THE COMMISSAIRES PANEL UCI: Philippe MARIËN (BEL)

KOMISARZ PZKoi / NATIONAL COMMISSAIRE: Krzysztof DYMEK



CYCLOCROSS UCI C2

17 NOVEMBER 2024
OPO CETNIEWO WŁADYSŁAWOWO



2024-11-17 Władysławowo-Cetniewo (POL)

ANALIZA WYŚCIGU / RACE ANALYSIS: Mężczyźni Amator II / Men Amateur II (36 lat i więcej)

Organizator / Organizer: Klub Sportowy „Klif” Chłapowo, OSiR we Władysławowie, Gmina Władysławowo, COS OPO Cetniewo we Władysławowie

Okrążenie / Lap distance: 10 km

Ilość okrążeń / Laps: 4

Czas startu / Start time: 11:15:00

M-ce Place	Nr No	Rok YoB	Nazwisko i Imię / Drużyna Surname, FirstName / Team	okr. 1 lap 1	okr. 2 lap 2	okr. 3 lap 3	Czas Time	Strata do zw. Str. do poprz.	km/h Avg	Min okr. Max okr.
1.	327	1985	PITUCH Sławomir PROTOUR RACING TEAM	00:08:57 (1) 00:08:57 (1)	00:17:59 (1) 00:09:01 (1)	00:27:05 (1) 00:09:06 (1)	00:36:20 (1) 00:09:14 (1)		16.5	00:08:57 00:09:14
2.	401	1981	OLSZEWSKI Daniel KS VELOCITY SZEMUD	00:09:17 (2) 00:09:17 (2)	00:18:36 (2) 00:09:18 (2)	00:27:59 (2) 00:09:23 (3)	00:37:14 (2) 00:09:15 (2)	+00:54 +00:54	16.1	00:09:15 00:09:23
3.	358	1988	HRYNIEWSKI Wojciech NIESTOWARZYSZONY	00:09:32 (4) 00:09:32 (4)	00:19:01 (4) 00:09:29 (4)	00:28:20 (3) 00:09:19 (2)	00:37:37 (3) 00:09:17 (3)	+01:17 +00:23	15.9	00:09:17 00:09:32
4.	315	1971	ROGOWSKI Jacek TA KO TEAM	00:09:31 (3) 00:09:31 (3)	00:18:55 (3) 00:09:23 (3)	00:28:22 (4) 00:09:27 (4)	00:37:48 (4) 00:09:26 (4)	+01:28 +00:11	15.8	00:09:23 00:09:31
5.	416	1980	KACZANOWSKI Filip SKODA AUTO SZKOŁA BIKE TEAM	00:10:10 (5) 00:10:10 (5)	00:20:00 (5) 00:09:49 (5)	00:29:44 (5) 00:09:44 (5)	00:39:38 (5) 00:09:54 (7)	+03:18 +01:50	15.1	00:09:44 00:10:10
6.	408	1978	KOCUR Jacek NIESTOWARZYSZONY	00:10:47 (11) 00:10:47 (11)	00:20:42 (7) 00:09:54 (6)	00:30:29 (6) 00:09:46 (6)	00:40:16 (6) 00:09:47 (6)	+03:56 +00:38	14.8	00:09:46 00:10:47
7.	290	1979	KARPIŃSKI Marcin MLKS BASZTA BYTÓW	00:10:11 (6) 00:10:11 (6)	00:20:21 (6) 00:10:10 (9)	00:30:34 (7) 00:10:12 (11)	00:40:35 (7) 00:10:01 (10)	+04:15 +00:19	14.7	00:10:01 00:10:12
8.	410	1988	CIEŚLA Adam SYRENKA CX	00:10:47 (9) 00:10:47 (9)	00:20:56 (9) 00:10:09 (8)	00:30:54 (8) 00:09:58 (8)	00:40:37 (8) 00:09:42 (5)	+04:17 +00:02	14.7	00:09:42 00:10:47
9.	411	1978	Zienkiewicz Łukasz RONDO	00:10:49 (12) 00:10:49 (12)	00:20:49 (8) 00:10:00 (7)	00:30:56 (9) 00:10:06 (9)	00:40:53 (9) 00:09:56 (8)	+04:33 +00:16	14.6	00:09:56 00:10:49
10.	392	1970	KOBYLIŃSKI Szymon RONDO	00:11:03 (15) 00:11:03 (15)	00:21:17 (12) 00:10:13 (10)	00:31:28 (10) 00:10:11 (10)	00:41:27 (10) 00:09:58 (9)	+05:07 +00:34	14.4	00:09:58 00:11:03
11.	340	1987	Pastusiak Marcin NIESTOWARZYSZONY	00:11:16 (19) 00:11:16 (19)	00:21:32 (13) 00:10:16 (11)	00:31:28 (11) 00:09:56 (7)	00:41:55 (11) 00:10:26 (13)	+05:35 +00:28	14.3	00:09:56 00:11:16
12.	331	1981	CIERA Krzysztof MLKS BASZTA BYTÓW	00:10:22 (7) 00:10:22 (7)	00:20:59 (10) 00:10:37 (15)	00:31:35 (12) 00:10:35 (14)	00:42:11 (12) 00:10:36 (18)	+05:51 +00:16	14.2	00:10:22 00:10:37
13.	295	1980	DIKS Daniel KASZUBSKI WILK	00:10:46 (8) 00:10:46 (8)	00:21:13 (11) 00:10:27 (13)	00:31:47 (13) 00:10:33 (13)	00:42:28 (13) 00:10:41 (21)	+06:08 +00:17	14.1	00:10:27 00:10:46
14.	383	1980	SOBCZYŃSKI Marcin NIESTOWARZYSZONY	00:11:20 (20) 00:11:20 (20)	00:21:38 (15) 00:10:18 (12)	00:32:01 (14) 00:10:22 (12)	00:42:32 (14) 00:10:31 (14)	+06:12 +00:04	14.1	00:10:18 00:11:20



CYCLOCROSS UCI C2

17 NOVEMBER 2024
OPO CETNIEWO WŁADYSŁAWOWO



2024-11-17 Władysławowo-Cetniewo (POL)

ANALIZA WYŚCIGU / RACE ANALYSIS: Mężczyźni Amator II / Men Amateur II (36 lat i więcej)

M-ce	Nr	Rok	Nazwisko i Imię / Drużyna	okr. 1	okr. 2	okr. 3	Czas	Strata do zw.	km/h	Min okr.
Place	No	YoB	Surname, FirstName / Team	lap 1	lap 2	lap 3	Time	Str. do poprz.	Avg	Max okr.
15.	318	1979	BIELOWICZ Marek BST	00:11:11 (16) 00:11:11 (16)	00:21:45 (16) 00:10:33 (14)	00:32:24 (15) 00:10:39 (16)	00:43:03 (15) 00:10:39 (19)	+06:43 +00:31	13.9	00:10:33 00:11:11
16.	330	1987	KUCAB Piotr SOLAR HELIOS FOTOWOLTAIKA TEAM	00:10:55 (14) 00:10:55 (14)	00:21:38 (14) 00:10:42 (16)	00:32:33 (16) 00:10:55 (19)	00:43:06 (16) 00:10:32 (15)	+06:46 +00:03	13.9	00:10:32 00:10:55
17.	313	1975	GALIŃSKI Patryk BST	00:10:47 (10) 00:10:47 (10)	00:21:46 (17) 00:10:58 (21)	00:32:49 (17) 00:11:03 (24)	00:43:25 (17) 00:10:36 (17)	+07:05 +00:19	13.8	00:10:36 00:11:03
18.	310	1973	SYKUŁA Marcin BANAK COACH TEAM	00:11:36 (25) 00:11:36 (25)	00:22:24 (22) 00:10:47 (18)	00:33:12 (19) 00:10:48 (17)	00:43:26 (18) 00:10:14 (11)	+07:06 +00:01	13.8	00:10:14 00:11:36
19.	322	1970	BRZEŹNICKI Tomasz KLUB KOLARSKI LEW LĘBORK	00:11:36 (24) 00:11:36 (24)	00:22:23 (21) 00:10:47 (17)	00:33:18 (20) 00:10:54 (18)	00:43:52 (19) 00:10:33 (16)	+07:32 +00:26	13.6	00:10:33 00:11:36
20.	305	1982	LEWANDOWSKI Paweł BOGDZIEWICZ TEAM CUMULUS	00:12:02 (30) 00:12:02 (30)	00:22:57 (26) 00:10:54 (20)	00:33:36 (23) 00:10:38 (15)	00:43:52 (20) 00:10:16 (12)	+07:32 +00:00	13.6	00:10:16 00:12:02
21.	341	1981	TUREK Karol K.S KLIF CHŁAPOWO	00:11:22 (21) 00:11:22 (21)	00:22:14 (18) 00:10:51 (19)	00:33:11 (18) 00:10:57 (21)	00:43:53 (21) 00:10:41 (22)	+07:33 +00:01	13.6	00:10:41 00:11:22
22.	364	1980	KATOŁO Krzysztof P.CREW	00:11:12 (17) 00:11:12 (17)	00:22:16 (19) 00:11:03 (23)	00:33:19 (21) 00:11:03 (23)	00:44:19 (22) 00:11:00 (25)	+07:59 +00:26	13.5	00:11:00 00:11:12
23.	337	1975	LAMBRYCZAK Marcin NIESTOWARZYSZONY	00:11:35 (23) 00:11:35 (23)	00:22:37 (23) 00:11:01 (22)	00:33:32 (22) 00:10:55 (20)	00:44:31 (23) 00:10:58 (24)	+08:11 +00:12	13.4	00:10:55 00:11:35
24.	347	1984	MASZKA Paweł KASZUBSKI WILK	00:11:16 (18) 00:11:16 (18)	00:22:20 (20) 00:11:03 (24)	00:33:42 (24) 00:11:22 (28)	00:44:43 (24) 00:11:01 (26)	+08:23 +00:12	13.4	00:11:01 00:11:22
25.	335	1981	BYCHOWSKI Bartosz K.S KLIF CHŁAPOWO	00:11:29 (22) 00:11:29 (22)	00:22:40 (25) 00:11:10 (26)	00:33:46 (25) 00:11:06 (25)	00:44:44 (25) 00:10:57 (23)	+08:24 +00:01	13.4	00:10:57 00:11:29
26.	388	1984	RZYMSKI Krzysztof LKS TRASA ZIELONA GÓRA	00:11:50 (28) 00:11:50 (28)	00:23:05 (29) 00:11:14 (27)	00:34:03 (26) 00:10:58 (22)	00:44:44 (26) 00:10:41 (20)	+08:24 +00:00	13.4	00:10:41 00:11:50
27.	393	1978	CIEŚLA Paweł NIESTOWARZYSZONY	00:11:40 (26) 00:11:40 (26)	00:23:00 (28) 00:11:19 (28)	00:34:14 (28) 00:11:13 (26)	00:45:18 (27) 00:11:03 (27)	+08:58 +00:34	13.2	00:11:03 00:11:40
28.	336	1986	SOBIECKI Piotr HB DOM SP.ZO.O	00:10:49 (13) 00:10:49 (13)	00:22:39 (24) 00:11:50 (31)	00:34:07 (27) 00:11:27 (29)	00:45:19 (28) 00:11:12 (29)	+08:59 +00:01	13.2	00:10:49 00:11:50
29.	376	1979	ZIĘTKOWSKI Dariusz VELOGD	00:11:51 (29) 00:11:51 (29)	00:22:59 (27) 00:11:08 (25)	00:34:18 (29) 00:11:18 (27)	00:45:30 (29) 00:11:12 (30)	+09:10 +00:11	13.1	00:11:08 00:11:51
30.	329	1985	EKSTEROWICZ Piotr DIVERSE EXTREME TEAM	00:11:45 (27) 00:11:45 (27)	00:23:05 (30) 00:11:20 (29)	00:34:41 (30) 00:11:36 (30)	00:45:48 (30) 00:11:06 (28)	+09:28 +00:18	13.0	00:11:06 00:11:45



CYCLOCROSS UCI C2

17 NOVEMBER 2024
OPO CETNIEWO WŁADYSŁAWOWO



2024-11-17 Władysławowo-Cetniewo (POL)

ANALIZA WYŚCIGU / RACE ANALYSIS: Mężczyźni Amator II / Men Amateur II (36 lat i więcej)

M-ce	Nr	Rok	Nazwisko i Imię / Drużyna	okr. 1	okr. 2	okr. 3	Czas	Strata do zw.	km/h	Min okr.
Place	No	YoB	Surname, FirstName / Team	lap 1	lap 2	lap 3	Time	Str. do poprz.	Avg	Max okr.
31.	338	1982	GŁÓWCZYŃSKI Bartosz BURZA NA ROWERZE TEAM	00:12:15 (32)	00:23:56 (31)	00:35:35 (31)	00:47:26 (31)	+11:06	12.6	00:11:38
				00:12:15 (32)	00:11:40 (30)	00:11:38 (31)	00:11:51 (31)	+01:38		00:12:15
32.	321	1980	BIBLIW Marek KLUB KOLARSKI LEW LĘBORK	00:12:04 (31)	00:24:55 (32)	00:38:04 (32)		-1		00:12:04
				00:12:04 (31)	00:12:51 (32)	00:13:08 (32)				00:13:08
33.	324	1982	KUPSKI Łukasz K.S KLIF CHŁAPOWO	00:14:00 (35)	00:27:26 (33)	00:41:37 (33)		-1		00:13:26
				00:14:00 (35)	00:13:26 (33)	00:14:10 (33)				00:14:10
34.	374	1979	KOWALCZYK Aleksander VELOGD	00:13:53 (34)	00:28:09 (34)	00:42:58 (34)		-1		00:13:53
				00:13:53 (34)	00:14:15 (34)	00:14:48 (34)				00:14:48
	332	1976	MRÓZ Krzysztof CXTAGO	00:12:55 (33)	00:29:24 (35)		DNF			00:12:55
	296	1981	RECA Krzysztof KASZUBSKI WILK				DNS			00:16:29
	339	1978	JÓZKOWICZ Michał K.S KLIF CHŁAPOWO				DNS			
	356	1977	ŁAGODZIŃSKI Paweł SYRENKA CX				DNS			
	369	1976	CZÓLNO Marcin VELOBANK TEAM				DNS			
	386	1981	BARANOWSKI Łukasz STOWARZYSZENIE KOLARSKI MIKOŁÓW				DNS			
	417	1981	POLAŃSKI Robert NIESTOWARZYSZONY				DNS			

Zawodników / Riders: 41

Ukończyło / Finished: 34

SĘDZIA GŁÓWNY UCI / PRESIDENT OF THE COMMISSAIRES PANEL UCI: Philippe MARIËN (BEL)

KOMISARZ PZKoi / NATIONAL COMMISSAIRE: Krzysztof DYMEK



CYCLOCROSS UCI C2

17 NOVEMBER 2024
OPO CETNIEWO WŁADYSŁAWOWO



2024-11-17 Władysławowo-Cetniewo (POL)

ANALIZA WYŚCIGU / RACE ANALYSIS: Junior / Junior Men

Organizator / Organizer: Klub Sportowy „Klif” Chłapowo, OSiR we Władysławowie, Gmina Władysławowo, COS OPO Cetniewo we Władysławowie

Okrążenie / Lap distance: 12.5 km

Ilość okrążeń / Laps: 5

Czas startu / Start time: 12:30:00

M-ce Place	Nr No	Rok YoB	Nazwisko i Imię / Drużyna Surname, FirstName / Team	okr. 1 lap 1	okr. 2 lap 2	okr. 3 lap 3	okr. 4 lap 4	Czas Time	Strata do zw. Str. do poprz.	km/h Avg	Min okr. Max okr.
1.	190		MIZURO Kacper PHO3NIX CYCLING TEAM	00:08:21 (2)	00:16:38 (1)	00:25:01 (1)	00:33:31 (1)	00:42:08 (1)		17.7	00:08:17 00:08:37
2.	191		ŁODEJ Leon AKADEMIA KOLARSKA GŁOGÓW MAŁOPOLSKI	00:08:30 (7)	00:16:47 (3)	00:25:12 (2)	00:33:46 (2)	00:42:21 (2)	+00:13	17.7	00:08:16 00:08:35
3.	200		ŁYŻWA Bartosz AVATAR SILESIA TEAM	00:08:21 (1)	00:16:54 (5)	00:25:23 (5)	00:33:47 (4)	00:42:34 (3)	+00:26	17.6	00:08:21 00:08:46
4.	196		ZDUNIAK Franciszek WARSZAWSKI KLUB KOLARSKI	00:08:30 (6)	00:16:54 (4)	00:25:17 (3)	00:33:46 (3)	00:42:43 (4)	+00:35	17.5	00:08:23 00:08:57
5.	193		PIETRZAK Piotr UKS KRUPIŃSKI SUSZEC	00:08:22 (3)	00:16:44 (2)	00:25:18 (4)	00:33:52 (5)	00:42:50 (5)	+00:42	17.5	00:08:22 00:08:57
6.	194		PAPOUŠEK Adam BIKE FREAKS HOLICE	00:08:27 (5)	00:16:55 (6)	00:25:23 (6)	00:33:57 (6)	00:42:58 (6)	+00:50	17.4	00:08:27 00:09:00
7.	195		GWÓZDŹ Nikodem GRUPA KOLARSKA GLIWICE	00:08:37 (8)	00:17:14 (8)	00:25:46 (7)	00:34:22 (7)	00:43:21 (7)	+01:13	17.3	00:08:32 00:08:58
8.	201		RUTKOWSKI Łukasz AVATAR SILESIA TEAM	00:08:44 (10)	00:17:17 (10)	00:25:56 (10)	00:34:36 (8)	00:43:32 (8)	+01:24	17.2	00:08:32 00:08:55
9.	203		URBANEK Bartosz GRUPA KOLARSKA VIKTORIA RYBNIK	00:08:25 (4)	00:17:00 (7)	00:25:51 (9)	00:34:38 (10)	00:43:51 (9)	+01:43	17.1	00:08:25 00:09:12
10.	197		BICZYK Konrad LUKS TRÓJKA PIASECZNO	00:08:47 (11)	00:17:26 (12)	00:26:09 (12)	00:35:01 (11)	00:44:03 (10)	+01:55	17.0	00:08:39 00:09:01
11.	198		FRANKOWIAK Dawid MLUKS VICTORIA JAROCIN	00:08:43 (9)	00:17:22 (11)	00:26:07 (11)	00:35:02 (12)	00:44:17 (11)	+02:09	16.9	00:08:39 00:09:15
12.	192		AASTRUP Vilmar BAUHAUS CYCLING TEAM	00:09:21 (19)	00:18:01 (16)	00:26:33 (14)	00:35:15 (13)	00:44:28 (12)	+02:20	16.8	00:08:31 00:09:21
13.	210		MRÓZ Jan GRUPA KOLARSKA GLIWICE	00:08:50 (12)	00:17:16 (9)	00:25:46 (8)	00:34:36 (9)	00:44:34 (13)	+02:26	16.8	00:08:25 00:09:57
14.	202		STRUZIK Aleksander WARSZAWSKI KLUB KOLARSKI	00:08:53 (13)	00:17:36 (13)	00:26:25 (13)	00:35:22 (14)	00:44:35 (14)	+02:27	16.8	00:08:43 00:09:13



CYCLOCROSS UCI C2

17 NOVEMBER 2024
OPO CETNIEWO WŁADYSŁAWOWO



2024-11-17 Władysławowo-Cetniewo (POL)

ANALIZA WYŚCIGU / RACE ANALYSIS: Junior / Junior Men

M-ce	Nr	Rok	Nazwisko i Imię / Drużyna	okr. 1	okr. 2	okr. 3	okr. 4	Czas	Strata do zw.	km/h	Min okr.
Place	No	YoB	Surname, FirstName / Team	lap 1	lap 2	lap 3	lap 4	Time	Str. do poprz.	Avg	Max okr.
15.	227		2008 MEDELINSKAS Martynas LITHUANIAN CX NATIONAL TEAM	00:09:07 (17)	00:17:55 (15)	00:26:54 (16)	00:35:39 (16)	00:44:45 (15)	+02:37	16.7	00:08:45
				00:09:07 (17)	00:08:47 (15)	00:08:58 (16)	00:08:45 (10)	00:09:06 (10)	+00:10		00:09:07
16.	199		2008 BEREŻNICKI Kosma JKK JELENIOGÓRSKI KLUB KOLARSKI	00:08:57 (14)	00:17:47 (14)	00:26:41 (15)	00:35:39 (15)	00:44:49 (16)	+02:41	16.7	00:08:50
				00:08:57 (14)	00:08:50 (16)	00:08:54 (15)	00:08:57 (16)	00:09:10 (11)	+00:04		00:09:10
17.	206		2007 GOLONKO Ignacy UKS COPERNICUS TORUŃ CCC - SMS TORUŃ	00:08:57 (15)	00:18:04 (17)	00:27:04 (17)	00:36:46 (17)	00:46:26 (17)	+04:18	16.1	00:08:57
				00:08:57 (15)	00:09:06 (18)	00:09:00 (17)	00:09:41 (23)	00:09:40 (17)	+01:37		00:09:41
18.	226		2007 KOSTKOWSKI Joachim ALKS STAL GRUDZIĄDZ OCETIX IGLOTEX	00:09:11 (18)	00:18:19 (18)	00:27:36 (18)	00:37:05 (18)	00:46:48 (18)	+04:40	16.0	00:09:07
				00:09:11 (18)	00:09:07 (19)	00:09:16 (22)	00:09:28 (19)	00:09:43 (18)	+00:22		00:09:43
19.	212		2007 SITEK Wiktor MKS CYCLO KORONA KIELCE BALKER	00:09:07 (16)	00:18:24 (19)	00:27:46 (19)	00:37:11 (19)	00:47:03 (19)	+04:55	15.9	00:09:07
				00:09:07 (16)	00:09:17 (23)	00:09:21 (24)	00:09:24 (18)	00:09:52 (21)	+00:15		00:09:52
20.	222		2008 SOBOCIŃSKI Patryk MSR MRAĞOWO	00:09:43 (26)	00:18:55 (23)	00:28:05 (21)	00:37:25 (20)	00:47:04 (20)	+04:56	15.9	00:09:09
				00:09:43 (26)	00:09:12 (20)	00:09:09 (19)	00:09:19 (17)	00:09:39 (16)	+00:01		00:09:43
21.	205		2008 LUTOWSKI Wiktor LKS TRASA ZIELONA GÓRA	00:09:27 (22)	00:18:40 (20)	00:27:55 (20)	00:37:26 (21)	00:47:35 (21)	+05:27	15.7	00:09:12
				00:09:27 (22)	00:09:12 (21)	00:09:15 (21)	00:09:30 (20)	00:10:09 (26)	+00:31		00:10:09
22.	216		2007 KLACZKOWSKI Borys KLKS "AZALIA" BRZOZA KRÓLEWSKA	00:09:25 (21)	00:18:49 (21)	00:28:17 (23)	00:38:11 (24)	00:47:56 (22)	+05:48	15.6	00:09:23
				00:09:25 (21)	00:09:23 (25)	00:09:27 (25)	00:09:54 (28)	00:09:44 (19)	+00:21		00:09:54
23.	211		2008 GILEWSKI Jakub UKS "WYGODA" BIAŁYSTOK	00:09:42 (25)	00:18:59 (24)	00:28:07 (22)	00:37:40 (22)	00:47:56 (23)	+05:48	15.6	00:09:07
				00:09:42 (25)	00:09:17 (24)	00:09:07 (18)	00:09:33 (21)	00:10:15 (29)	+00:00		00:10:15
24.	213		2007 MASZKOWSKI Mateusz MEDISEPT MAYDAY TEAM	00:09:51 (29)	00:19:18 (29)	00:28:31 (24)	00:38:10 (23)	00:48:20 (24)	+06:12	15.5	00:09:13
				00:09:51 (29)	00:09:27 (26)	00:09:13 (20)	00:09:38 (22)	00:10:09 (27)	+00:24		00:10:09
25.	218		2007 CIMASZEWSKI Oskar UKS "WYGODA" BIAŁYSTOK	00:09:52 (30)	00:19:19 (30)	00:28:39 (26)	00:38:21 (25)	00:48:30 (25)	+06:22	15.4	00:09:19
				00:09:52 (30)	00:09:27 (27)	00:09:19 (23)	00:09:42 (25)	00:10:08 (25)	+00:10		00:10:08
26.	208		2008 SZUMSKI Sebastian UCZNIOWSKI KLUB KOLARSKI PROSTKI	00:09:48 (28)	00:19:04 (26)	00:28:50 (28)	00:38:38 (27)	00:48:43 (26)	+06:35	15.3	00:09:16
				00:09:48 (28)	00:09:16 (22)	00:09:45 (31)	00:09:48 (27)	00:10:04 (24)	+00:13		00:10:04
27.	229		2008 FILIPOWICZ Antoni UKKS ORIENS CHOJNÓW	00:09:24 (20)	00:19:03 (25)	00:28:31 (25)	00:38:34 (26)	00:48:46 (27)	+06:38	15.3	00:09:24
				00:09:24 (20)	00:09:39 (32)	00:09:28 (26)	00:10:02 (30)	00:10:12 (28)	+00:03		00:10:12
28.	219		2008 GAJDA Ignacy WARSZAWSKI KLUB KOLARSKI	00:10:00 (32)	00:19:31 (32)	00:29:13 (30)	00:38:55 (30)	00:48:46 (28)	+06:38	15.3	00:09:30
				00:10:00 (32)	00:09:30 (29)	00:09:42 (29)	00:09:41 (24)	00:09:50 (20)	+00:00		00:10:00
29.	232		2007 PAVLOVAS Justinas LITHUANIAN CX NATIONAL TEAM	00:09:37 (23)	00:19:14 (27)	00:28:49 (27)	00:38:47 (29)	00:49:32 (29)	+07:24	15.1	00:09:35
				00:09:37 (23)	00:09:37 (30)	00:09:35 (28)	00:09:57 (29)	00:10:44 (30)	+00:46		00:10:44
30.	209		2008 OKRAĞLY Patryk MSR MRAĞOWO	00:09:59 (31)	00:19:29 (31)	00:29:00 (29)	00:38:43 (28)	00:50:00 (30)	+07:52	14.9	00:09:29
				00:09:59 (31)	00:09:29 (28)	00:09:30 (27)	00:09:43 (26)	00:11:16 (31)	+00:28		00:11:16



CYCLOCROSS UCI C2

17 NOVEMBER 2024
OPO CETNIEWO WŁADYSŁAWOWO



2024-11-17 Władysławowo-Cetniewo (POL)

ANALIZA WYŚCIGU / RACE ANALYSIS: Junior / Junior Men

M-ce	Nr	Rok	Nazwisko i Imię / Drużyna	okr. 1	okr. 2	okr. 3	okr. 4	Czas	Strata do zw.	km/h	Min okr.
Place	No	YoB	Surname, FirstName / Team	lap 1	lap 2	lap 3	lap 4	Time	Str. do poprz.	Avg	Max okr.
31.	204	2008	WIERZBICKI Maksymilian UCZNIOWSKI KLUB KOLARSKI PROSTKI	00:10:31 (36)	00:20:12 (34)	00:29:56 (31)	00:40:06 (31)	00:50:11 (31)	+08:03	14.9	00:09:41
				00:10:31 (36)	00:09:41 (33)	00:09:43 (30)	00:10:10 (32)	00:10:04 (23)	+00:11		00:10:31
32.	217	2008	DORSZYŃSKI Joachim MLKS BASZTA BYTÓW	00:10:03 (33)	00:20:00 (33)	00:30:18 (32)	00:40:38 (32)		-1		00:09:57
				00:10:03 (33)	00:09:57 (34)	00:10:18 (33)	00:10:19 (33)				00:10:19
33.	228	2008	ZELCER Bartosz ALKS STAL GRUDZIĄDZ BIG STAR HUGE	00:10:12 (34)	00:20:27 (35)	00:30:44 (33)	00:40:48 (33)		-1		00:10:03
				00:10:12 (34)	00:10:14 (36)	00:10:17 (32)	00:10:03 (31)				00:10:17
34.	231	2008	JAKUBCZYK Józef WARSZAWSKI KLUB KOLARSKI	00:10:29 (35)	00:20:27 (36)	00:31:08 (34)	00:41:42 (34)		-1		00:09:57
				00:10:29 (35)	00:09:57 (35)	00:10:40 (34)	00:10:33 (34)				00:10:40
35.	214	2007	KUCHARCZYK Aleksander LUKS TRÓJKA PIASECZNO	00:14:33 (37)					-4		00:14:33
				00:14:33 (37)							00:14:33
	207	2008	BŁYSKOŃ Jan LKS TRASA ZIELONA GÓRA	00:09:40 (24)	00:19:17 (28)			DNF			00:09:37
				00:09:40 (24)	00:09:37 (31)						00:09:40
	215	2007	KOCUR Stanisław AVATAR SILESIA TEAM	00:09:48 (27)	00:18:49 (22)			DNF			00:09:01
				00:09:48 (27)	00:09:01 (17)						00:09:48
	223	2008	PTASZYŃSKI Kacper LKS TRASA ZIELONA GÓRA					DNS			
	235	2007	CEBULA Adrian LKS ZIEMIA OPOLSKA					DNS			

Zawodników / Riders: 39

Ukończyło / Finished: 35

SEDZIA GŁÓWNY UCI / PRESIDENT OF THE COMMISSAIRES PANEL UCI: Philippe MARIËN (BEL)

KOMISARZ PZKoi / NATIONAL COMMISSAIRE: Krzysztof DYMEK



CYCLOCROSS UCI C2

17 NOVEMBER 2024
OPO CETNIEWO WŁADYSŁAWOWO



2024-11-17 Władysławowo-Cetniewo (POL)

ANALIZA WYŚCIGU / RACE ANALYSIS: Juniorka + Elita Kobiety Open / Junior + Elite Women Open

Organizator / Organizer: Klub Sportowy „Klif” Chłapowo, OSiR we Władysławowie, Gmina Władysławowo, COS OPO Cetniewo we Władysławowie

Okrążenie / Lap distance: 10 km

Ilość okrążeń / Laps: 4

Czas startu / Start time: 13:30:00

M-ce Place	Nr No	Rok YoB	Nazwisko i Imię / Drużyna Surname, FirstName / Team	okr. 1 lap 1	okr. 2 lap 2	okr. 3 lap 3	Czas Time	Strata do zw. Str. do poprz.	km/h Avg	Min okr. Max okr.
1.	101	1990	KRZYSTAŁA Zuzanna PHO3NIX CYCLING TEAM	00:09:47 (1) 00:09:47 (1)	00:19:34 (2) 00:09:46 (2)	00:29:08 (1) 00:09:34 (1)	00:38:48 (1) 00:09:40 (1)		15.4	00:09:34 00:09:47
2.	103	2006	U23 BUDDE Kaija PETER PANE NAGEL CX TEAM	00:09:51 (2) 00:09:51 (2)	00:19:33 (1) 00:09:41 (1)	00:29:29 (2) 00:09:56 (2)	00:39:27 (2) 00:09:58 (2)	+00:39 +00:39	15.2	00:09:41 00:09:58
3.	102	1998	BIAŁEK Antonina WARSZAWSKI KLUB KOLARSKI	00:10:05 (3) 00:10:05 (3)	00:20:16 (4) 00:10:10 (4)	00:30:21 (4) 00:10:05 (3)	00:40:22 (3) 00:10:00 (3)	+01:34 +00:55	14.8	00:10:00 00:10:10
4.	105	2006	U23 BLUSZCZ Zofia PHO3NIX CYCLING TEAM	00:10:08 (5) 00:10:08 (5)	00:20:08 (3) 00:09:59 (3)	00:30:16 (3) 00:10:08 (4)	00:40:26 (4) 00:10:10 (4)	+01:38 +00:04	14.8	00:09:59 00:10:10
5.	104	2006	U23 DUTCZAK Rozalia LKS TRASA ZIELONA GÓRA	00:10:05 (4) 00:10:05 (4)	00:20:21 (5) 00:10:16 (5)	00:30:43 (5) 00:10:21 (5)	00:41:29 (5) 00:10:46 (10)	+02:41 +01:03	14.4	00:10:05 00:10:46
6.	260	2007	GABORSKA Anna KLUB KOLARSKI ZIEMIA DARŁOWSKA	00:10:33 (7) 00:10:33 (7)	00:21:03 (8) 00:10:30 (8)	00:31:29 (6) 00:10:25 (6)	00:42:06 (6) 00:10:36 (7)	+03:18 +00:37	14.2	00:10:25 00:10:36
7.	262	2007	KOZDRAŚ Hanna MIEJSKI KLUB SPORTOWY POLKOWICE	00:10:30 (6) 00:10:30 (6)	00:20:59 (6) 00:10:29 (7)	00:31:32 (7) 00:10:32 (8)	00:42:18 (7) 00:10:45 (9)	+03:30 +00:12	14.1	00:10:29 00:10:45
8.	106	1998	CZABOK Klaudia WARSZAWSKI KLUB KOLARSKI	00:10:38 (9) 00:10:38 (9)	00:21:10 (9) 00:10:31 (9)	00:31:42 (8) 00:10:32 (7)	00:42:22 (8) 00:10:39 (8)	+03:34 +00:04	14.1	00:10:31 00:10:39
9.	108	1997	POLUS Adrianna NIEZRZESZONA	00:10:34 (8) 00:10:34 (8)	00:21:03 (7) 00:10:29 (6)	00:31:50 (9) 00:10:46 (10)	00:42:23 (9) 00:10:33 (5)	+03:35 +00:01	14.1	00:10:29 00:10:46
10.	268	2008	BINDACZ Emilia GRUPA KOLARSKA VIKTORIA RYBNIK	00:10:48 (10) 00:10:48 (10)	00:21:29 (10) 00:10:40 (11)	00:32:19 (10) 00:10:49 (11)	00:43:23 (10) 00:11:04 (12)	+04:35 +01:00	13.8	00:10:40 00:11:04
11.	265	2008	SŁOMKA Kinga STOWARZYSZENIE KOLARSKI MIKOŁÓW	00:10:52 (11) 00:10:52 (11)	00:21:48 (11) 00:10:56 (12)	00:32:49 (11) 00:11:00 (13)	00:43:53 (11) 00:11:04 (13)	+05:05 +00:30	13.6	00:10:52 00:11:04
12.	107	2006	U23 JÓZKOWICZ Maja K.S KLIF CHŁAPOWO	00:11:27 (14) 00:11:27 (14)	00:21:59 (12) 00:10:32 (10)	00:32:58 (12) 00:10:59 (12)	00:43:56 (12) 00:10:57 (11)	+05:08 +00:03	13.6	00:10:32 00:11:27
13.	109	2004	U23 ŻUR Kinga WARSZAWSKI KLUB KOLARSKI	00:11:07 (13) 00:11:07 (13)	00:22:23 (13) 00:11:16 (13)	00:33:01 (13) 00:10:37 (9)	00:45:38 (13) 00:12:36 (15)	+06:50 +01:42	13.1	00:10:37 00:12:36
14.	266	2008	SEKTA Agata AVATAR SILESIA TEAM	00:11:59 (17) 00:11:59 (17)	00:23:44 (15) 00:11:44 (14)	00:35:22 (14) 00:11:38 (14)	00:45:58 (14) 00:10:35 (6)	+07:10 +00:20	13.0	00:10:35 00:11:59



CYCLOCROSS UCI C2

17 NOVEMBER 2024
OPO CETNIEWO WŁADYSŁAWOWO



2024-11-17 Władysławowo-Cetniewo (POL)

ANALIZA WYŚCIGU / RACE ANALYSIS: Juniorka + Elita Kobiety Open / Junior + Elite Women Open

M-ce	Nr	Rok	Nazwisko i Imię / Drużyna	okr. 1	okr. 2	okr. 3	Czas	Strata do zw.	km/h	Min okr.
Place	No	YoB	Surname, FirstName / Team	lap 1	lap 2	lap 3	Time	Str. do poprz.	Avg	Max okr.
15.	261	2007	MAJKOWSKA Julia MLKS BASZTA BYTÓW	00:11:52 (15)	00:23:42 (14)	00:35:26 (15)	00:47:10 (15)	+08:22	12.7	00:11:43
16.	269	2008	KORONA Lena GRUPA KOLARSKA WIKTORIA RYBNIK	00:11:55 (16)	00:23:54 (16)	00:36:24 (16)	00:49:07 (16)	+10:19	12.2	00:11:55
17.	276	2008	AUGUSTYNIAK Ania GRUPA KOLARSKA GLIWICE	00:12:38 (18)	00:25:17 (17)	00:38:05 (17)		-1		00:12:38
18.	110	2003	U23 GŁADOSZ Wiktoria LUKS ETB TEAM W GŁOGOWIE	00:13:07 (20)	00:25:46 (18)	00:38:30 (18)		-1		00:12:38
19.	270	2008	SZTENCEL Maja K.S KLIF CHŁAPOWO	00:12:59 (19)	00:26:48 (19)	00:40:13 (19)		-1		00:12:59
20.	267	2008	GILEWSKA Julia UKS "WYGODA" BIAŁYSTOK / SZKÓŁKA KOLARSKA W OGRODNICZKACH	00:14:19 (21)	00:28:19 (20)			-2		00:14:00
21.	271	2008	STEPNOWSKA Magda LKS TRASA ZIELONA GÓRA	00:14:42 (22)	00:29:52 (21)			-2		00:14:42
	264	2008	AMBROŹKIEWICZ Maria PHO3NIX CYCLING TEAM	00:10:53 (12)			DNF			00:10:53
	112	2006	U23 WĄSATY Weronika CANTURINO 1902 ASD ZIEMIA DARŁOWSKA	00:10:53 (12)			DNF			00:10:53
	263	2007	CZARNA Maja LKS TRASA ZIELONA GÓRA				DNF			
	274	2008	LIUTINSKAITĖ Monika LITHUANIA CX NATIONAL TEAM				DNF			

Zawodników / Riders: 25

Ukończyło / Finished: 21

SĘDZIA GŁÓWNY UCI / PRESIDENT OF THE COMMISSAIRES PANEL UCI: Philippe MARIËN (BEL)

KOMISARZ PZKoi / NATIONAL COMMISSAIRE: Krzysztof DYMEK



CYCLOCROSS UCI C2

17 NOVEMBER 2024
OPO CETNIEWO WŁADYSŁAWOWO



2024-11-17 Władysławowo-Cetniewo (POL)

ANALIZA WYŚCIGU / RACE ANALYSIS: Elita Mężczyźni / Elite Men

Organizator / Organizer: Klub Sportowy „Klif” Chłapowo, OSiR we Władysławowie, Gmina Władysławowo, COS OPO Cetniewo we Władysławowie

Okrążenie / Lap distance: 17.5 km

Ilość okrążeń / Laps: 7

Czas startu / Start time: 14:30:00

M-ce	Nr	Rok	Nazwisko i Imię / Drużyna	okr. 1	okr. 2	okr. 3	okr. 4	okr. 5	okr. 6	Czas	Strata do zw.	km/h	Min okr.
Place	No	YoB	Surname, FirstName / Team	lap 1	lap 2	lap 3	lap 4	lap 5	lap 6	Time	Str. do poprz.	Avg	Max okr.
1.	6		2003 U23 (1) KOECH Silas PETER PANE NAGEL CX TEAM	00:08:53 (5) 00:08:53 (5)	00:17:35 (3) 00:08:41 (2)	00:25:51 (2) 00:08:15 (1)	00:34:29 (2) 00:08:38 (1)	00:43:06 (2) 00:08:36 (1)	00:52:05 (2) 00:08:59 (2)	01:01:00 (1) 00:08:55 (2)		17.2	00:08:15 00:08:59
2.	1		2005 U23 (2) GARNEK Ksawier UKS KRUPIŃSKI SUSZEC	00:08:34 (1) 00:08:34 (1)	00:17:07 (1) 00:08:32 (1)	00:25:36 (1) 00:08:29 (2)	00:34:19 (1) 00:08:42 (2)	00:42:59 (1) 00:08:40 (2)	00:51:53 (1) 00:08:53 (1)	01:01:33 (2) 00:09:40 (13)	+00:33 +00:33	17.0	00:08:29 00:09:40
3.	4		2003 U23 (3) GEERAERTS Ferre ALFASUN BASSO TEAM FLANDE	00:09:02 (9) 00:09:02 (9)	00:17:53 (7) 00:08:50 (6)	00:26:36 (6) 00:08:43 (3)	00:35:25 (3) 00:08:48 (3)	00:44:28 (4) 00:09:03 (5)	00:53:31 (4) 00:09:02 (4)	01:02:23 (3) 00:08:52 (1)	+01:23 +00:50	16.8	00:08:43 00:09:03
4.	13		1998 JONA Dawid GRUPA KOLARSKA GLIWICE	00:08:50 (3) 00:08:50 (3)	00:17:39 (5) 00:08:48 (4)	00:26:29 (3) 00:08:50 (4)	00:35:25 (4) 00:08:56 (4)	00:44:28 (3) 00:09:02 (4)	00:53:27 (3) 00:08:59 (3)	01:02:40 (4) 00:09:13 (3)	+01:40 +00:17	16.7	00:08:48 00:09:13
5.	14		1994 MIKLER Bartosz VICTORIA JAROCIN	00:08:54 (6) 00:08:54 (6)	00:17:37 (4) 00:08:43 (3)	00:26:31 (4) 00:08:53 (5)	00:35:28 (5) 00:08:57 (5)	00:44:29 (5) 00:09:01 (3)	00:53:38 (5) 00:09:08 (6)	01:02:55 (5) 00:09:16 (5)	+01:55 +00:15	16.6	00:08:43 00:09:16
6.	10		2001 OBERTEICHER Matteo PETER PANE NAGEL CX TEAM	00:08:44 (2) 00:08:44 (2)	00:17:34 (2) 00:08:49 (5)	00:26:36 (5) 00:09:01 (6)	00:35:46 (6) 00:09:10 (10)	00:44:51 (6) 00:09:04 (6)	00:54:11 (6) 00:09:19 (10)	01:03:26 (6) 00:09:15 (4)	+02:26 +00:31	16.5	00:08:44 00:09:19
7.	5		2002 POMIAN Szymon MAZOWSZE SERCE POLSKI	00:08:56 (7) 00:08:56 (7)	00:17:52 (6) 00:08:55 (7)	00:27:00 (7) 00:09:08 (10)	00:36:09 (7) 00:09:09 (9)	00:45:16 (7) 00:09:06 (8)	00:54:38 (7) 00:09:22 (11)	01:04:04 (7) 00:09:26 (7)	+03:04 +00:38	16.3	00:08:55 00:09:26
8.	12		1997 HELTA Filip KTM SGR MTB TEAM	00:09:01 (8) 00:09:01 (8)	00:18:03 (8) 00:09:01 (9)	00:27:27 (11) 00:09:24 (15)	00:36:35 (10) 00:09:07 (8)	00:45:46 (9) 00:09:10 (9)	00:54:48 (8) 00:09:02 (5)	01:04:07 (8) 00:09:19 (6)	+03:07 +00:03	16.3	00:09:01 00:09:24
9.	16		1997 SOWIŃSKI Artur VOSTER ATS TEAM	00:09:04 (10) 00:09:04 (10)	00:18:08 (9) 00:09:03 (10)	00:27:12 (8) 00:09:04 (8)	00:36:25 (9) 00:09:12 (11)	00:45:37 (8) 00:09:12 (10)	00:54:56 (9) 00:09:19 (8)	01:04:27 (9) 00:09:30 (8)	+03:27 +00:20	16.2	00:09:03 00:09:30
10.	9		1998 OSTASZEWSKI Karol JBG-2 TEAM	00:09:36 (17) 00:09:36 (17)	00:18:47 (13) 00:09:10 (11)	00:27:52 (13) 00:09:05 (9)	00:36:53 (12) 00:09:00 (6)	00:45:58 (10) 00:09:05 (7)	00:55:10 (10) 00:09:12 (7)	01:04:45 (10) 00:09:34 (9)	+03:45 +00:18	16.2	00:09:00 00:09:36
11.	2		2005 U23 (4) ŚWIDER Brajan PHO3NIX CYCLING TEAM	00:08:52 (4) 00:08:52 (4)	00:18:11 (10) 00:09:18 (13)	00:27:21 (10) 00:09:09 (11)	00:36:42 (11) 00:09:20 (13)	00:46:21 (11) 00:09:38 (14)	00:55:59 (11) 00:09:38 (13)	01:05:36 (11) 00:09:36 (11)	+04:36 +00:51	16.0	00:08:52 00:09:38
12.	19		2005 U23 (5) KOCUR Franciszek TUFO PARDUS PROST ^a JOV	00:09:09 (11) 00:09:09 (11)	00:18:25 (12) 00:09:15 (12)	00:27:44 (12) 00:09:19 (13)	00:37:06 (13) 00:09:21 (14)	00:46:40 (12) 00:09:34 (13)	00:56:19 (12) 00:09:38 (14)	01:05:55 (12) 00:09:36 (10)	+04:55 +00:19	15.9	00:09:09 00:09:38
13.	22		2001 KRYŃSKI Piotr WARSZAWSKI KLUB KOLARSKI	00:09:46 (21) 00:09:46 (21)	00:19:23 (16) 00:09:37 (17)	00:28:42 (14) 00:09:18 (12)	00:38:12 (14) 00:09:29 (15)	00:47:41 (14) 00:09:29 (11)	00:57:01 (13) 00:09:19 (9)	01:06:41 (13) 00:09:40 (12)	+05:41 +00:46	15.7	00:09:18 00:09:46
14.	46		2006 U23 (6) DOPPKE Kacper K.S KLIF CHŁAPOWO	00:09:17 (12) 00:09:17 (12)	00:18:13 (11) 00:08:56 (8)	00:27:16 (9) 00:09:03 (7)	00:36:24 (8) 00:09:07 (7)	00:47:34 (13) 00:11:10 (23)	00:57:14 (14) 00:09:39 (15)	01:07:05 (14) 00:09:51 (16)	+06:05 +00:24	15.6	00:08:56 00:11:10



CYCLOCROSS UCI C2

17 NOVEMBER 2024
OPO CETNIEWO WŁADYSŁAWOWO



2024-11-17 Władysławowo-Cetniewo (POL)

ANALIZA WYŚCIGU / RACE ANALYSIS: Elita Mężczyźni / Elite Men

M-ce	Nr	Rok	Nazwisko i Imię / Drużyna	okr. 1	okr. 2	okr. 3	okr. 4	okr. 5	okr. 6	Czas	Strata do zw.	km/h	Min okr.
Place	No	YoB	Surname, FirstName / Team	lap 1	lap 2	lap 3	lap 4	lap 5	lap 6	Time	Str. do poprz.	Avg	Max okr.
15.	8	2005	U23 (7) TABARA Šimon BRILON RACING TEAM MB	00:10:49 (30)	00:20:12 (23)	00:29:33 (21)	00:38:49 (16)	00:48:20 (15)	00:57:55 (15)	01:07:41 (15)	+06:41	15.5	00:09:16
				00:10:49 (30)	00:09:22 (14)	00:09:20 (14)	00:09:16 (12)	00:09:30 (12)	00:09:35 (12)	00:09:45 (15)	+00:36		00:10:49
16.	25	2003	U23 (8) CHOJNACKI Kacper DK GWARKI	00:09:53 (22)	00:19:24 (17)	00:28:56 (15)	00:38:44 (15)	00:48:35 (16)	00:58:19 (16)	01:08:03 (16)	+07:03	15.4	00:09:31
				00:09:53 (22)	00:09:31 (15)	00:09:32 (16)	00:09:47 (17)	00:09:50 (15)	00:09:43 (16)	00:09:44 (14)	+00:22		00:09:53
17.	17	1988	KUPCZAK Paweł NIEZRZESZONY	00:09:23 (14)	00:19:27 (19)	00:29:20 (19)	00:38:56 (17)	00:49:02 (17)	00:59:12 (17)		-1		00:09:23
				00:09:23 (14)	00:10:04 (22)	00:09:53 (18)	00:09:35 (16)	00:10:06 (20)	00:10:09 (19)				00:10:09
18.	30	1994	WOŹNICA Łukasz DAMOVO ZF	00:09:39 (19)	00:19:33 (21)	00:29:27 (20)	00:39:27 (21)	00:49:19 (20)	00:59:12 (18)		-1		00:09:39
				00:09:39 (19)	00:09:53 (20)	00:09:54 (19)	00:10:00 (20)	00:09:52 (16)	00:09:52 (17)				00:10:00
19.	23	2002	JANICKI Szymon LKS ZIEMIA OPOLSKA	00:09:27 (16)	00:19:30 (20)	00:29:16 (18)	00:39:07 (18)	00:49:07 (18)	00:59:16 (19)		-1		00:09:27
				00:09:27 (16)	00:10:03 (21)	00:09:46 (17)	00:09:51 (18)	00:09:59 (19)	00:10:08 (18)				00:10:08
20.	24	2004	U23 (9) KUJAWA Igor GKS "CARTUSIA" W KARTUZAC	00:09:26 (15)	00:19:02 (15)	00:28:57 (16)	00:39:12 (19)	00:49:10 (19)	00:59:29 (20)		-1		00:09:26
				00:09:26 (15)	00:09:36 (16)	00:09:54 (20)	00:10:14 (23)	00:09:57 (17)	00:10:18 (20)				00:10:18
21.	34	2006	U23 (10) KOHNKE Kacper K.S KLIF CHŁAPOWO	00:09:22 (13)	00:19:02 (14)	00:29:08 (17)	00:39:17 (20)	00:49:29 (21)	01:00:01 (21)		-1		00:09:22
				00:09:22 (13)	00:09:40 (18)	00:10:06 (21)	00:10:08 (21)	00:10:12 (21)	00:10:31 (21)				00:10:31
22.	33	2001	MIAZEK Jan WARSZAWSKI KLUB KOLARSKI	00:09:43 (20)	00:19:25 (18)	00:29:35 (22)	00:39:46 (22)	00:49:44 (22)			-2		00:09:41
				00:09:43 (20)	00:09:41 (19)	00:10:10 (22)	00:10:10 (22)	00:09:58 (18)					00:10:10
23.	20	2004	U23 (11) SKONECZNY Kacper GKS "CARTUSIA" W KARTUZAC	00:10:14 (26)	00:20:24 (26)	00:30:44 (26)	00:41:05 (23)	00:51:46 (23)			-2		00:10:10
				00:10:14 (26)	00:10:10 (25)	00:10:19 (23)	00:10:20 (24)	00:10:41 (22)					00:10:41
24.	31	2006	U23 (12) KUŚ Mateusz K.S KLIF CHŁAPOWO	00:10:08 (24)	00:20:18 (25)	00:30:39 (24)	00:41:17 (24)				-3		00:10:08
				00:10:08 (24)	00:10:10 (24)	00:10:21 (24)	00:10:37 (26)						00:10:37
25.	15	2002	LUKŠAS Dovydas LITHUANIAN CX NATIONAL TE	00:10:02 (23)	00:20:15 (24)	00:30:39 (25)	00:41:31 (25)				-3		00:10:02
				00:10:02 (23)	00:10:12 (26)	00:10:24 (25)	00:10:51 (27)						00:10:51
26.	47	2004	U23 (13) KONWIŃSKI Mateusz NIEZRZESZONY / ZYCIESPOR	00:10:10 (25)	00:21:09 (28)	00:31:33 (27)	00:41:32 (26)				-3		00:09:59
				00:10:10 (25)	00:10:58 (30)	00:10:24 (26)	00:09:59 (19)						00:10:58
27.	32	2006	U23 (14) PARZYCH Maciej MSR MRĄGOWO	00:10:34 (27)	00:21:00 (27)	00:31:48 (28)	00:42:17 (27)				-3		00:10:25
				00:10:34 (27)	00:10:25 (27)	00:10:48 (30)	00:10:28 (25)						00:10:48
28.	26	2006	U23 (15) MARZEJON Maksymilian K.S KLIF CHŁAPOWO	00:09:38 (18)	00:19:45 (22)	00:30:37 (23)	00:42:52 (28)				-3		00:09:38
				00:09:38 (18)	00:10:07 (23)	00:10:52 (31)	00:12:14 (30)						00:12:14
29.	36	2000	MARZEJON Mikołaj K.S KLIF CHŁAPOWO	00:10:48 (29)	00:21:25 (29)	00:32:03 (29)	00:43:03 (29)				-3		00:10:37
				00:10:48 (29)	00:10:37 (29)	00:10:38 (29)	00:10:59 (28)						00:10:59
30.	35	2006	U23 (16) RECA Tomasz GKS "CARTUSIA" W KARTUZAC	00:10:45 (28)	00:21:48 (31)	00:32:15 (30)	00:44:29 (30)				-3		00:10:26
				00:10:45 (28)	00:11:03 (31)	00:10:26 (27)	00:12:13 (29)						00:12:13



CYCLOCROSS UCI C2

17 NOVEMBER 2024
OPO CETNIEWO WŁADYSŁAWOWO



2024-11-17 Władysławowo-Cetniewo (POL)

ANALIZA WYŚCIGU / RACE ANALYSIS: Elita Mężczyźni / Elite Men

M-ce	Nr	Rok	Nazwisko i Imię / Drużyna	okr. 1	okr. 2	okr. 3	okr. 4	okr. 5	okr. 6	Czas	Strata do zw.	km/h	Min okr.
Place	No	YoB	Surname, FirstName / Team	lap 1	lap 2	lap 3	lap 4	lap 5	lap 6	Time	Str. do poprz.	Avg	Max okr.
31.	43		2006 U23 (17)	BYLEWSKI Michał	00:11:14 (31)	00:21:48 (30)	00:32:23 (31)				-4		00:10:33
				ALKS STAL GRUDZIĄDZ OCETI	00:11:14 (31)	00:10:33 (28)	00:10:34 (28)						00:11:14
32.	39		2001	DRABIK Mateusz	00:12:12 (32)	00:23:33 (32)	00:34:55 (32)				-4		00:11:21
				NIEZRZESZONY	00:12:12 (32)	00:11:21 (32)	00:11:22 (32)						00:12:12
	29		2004 U23	WALCZAK Ignacy	00:13:27 (33)					DNF			00:13:27
				GKS "CARTUSIA" W KARTUZAC	00:13:27 (33)								00:13:27
	28		2001	CZABOK Konrad						DNS			
				MAZOWSZE SERCE POLSKI									
	38		1996	ZNAMIROWSKI Paweł						DNS			
				LKS TRASA ZIELONA GÓRA									

Zawodników / Riders: 35

Ukończyło / Finished: 32

SĘDZIA GŁÓWNY UCI / PRESIDENT OF THE COMMISSAIRES PANEL UCI: Philippe MARIËN (BEL)

KOMISARZ PZKoi / NATIONAL COMMISSAIRE: Krzysztof DYMEK